

YoctoHub-Wireless-g

User's guide

Table of contents

1. Introduction	1
2. Presentation	3
2.1. <i>The YoctoHub-Wireless-g components</i>	3
3. First steps	7
3.1. <i>Manual configuration</i>	7
3.2. <i>Automated configuration</i>	11
3.3. <i>Connections</i>	11
4. Assembly	15
4.1. <i>Fixing</i>	15
4.2. <i>Fixing a sub-module</i>	15
5. Using the YoctoHub-Wireless-g	17
5.1. <i>Locating the modules</i>	17
5.2. <i>Testing the modules</i>	18
5.3. <i>Configuring modules</i>	18
5.4. <i>Upgrading firmware</i>	19
6. Access control	21
6.1. <i>Protected "admin" access</i>	22
6.2. <i>Protected "user" access</i>	22
6.3. <i>Access control and API</i>	23
6.4. <i>Deleting passwords</i>	23
7. Interaction with external services	25
7.1. <i>Configuration</i>	25
7.2. <i>Emoncms</i>	26
7.3. <i>Valarm.net</i>	26
7.4. <i>ThinkSpeak</i>	27
7.5. <i>Microsoft Azure</i>	27
7.7. <i>InfluxDB</i>	27

7.8. Yocto-API callback	27
7.9. User defined callback	28
8. Programming	31
8.1. Accessing connected modules	31
8.2. Controlling the YoctoHub-Wireless-g	31
9. Sleep mode	33
9.1. Manual configuration of the wake ups	33
9.2. Configuring the wake up system by software	34
10. Personalizing the web interface	37
10.1. Using the file system	37
10.2. Limitations	38
11. High-level API Reference	39
11.1. Yocto-hub port interface	40
11.2. Wireless function interface	78
11.3. Network function interface	123
11.4. Files function interface	207
11.5. Real Time Clock function interface	250
11.6. WakeUpMonitor function interface	290
11.7. WakeUpSchedule function interface	337
12. Troubleshooting	387
12.1. Where to start?	387
12.2. Programming examples don't seem to work	387
12.3. Linux and USB	387
12.4. ARM Platforms: HF and EL	388
12.5. Powered module but invisible for the OS	388
12.6. Another process named xxx is already using yAPI	388
12.7. Disconnections, erratic behavior	388
12.8. Can't contzect sub devices by USB	389
12.9. Damaged device	389
13. Characteristics	391

1. Introduction

The YoctoHub-Wireless-g is a 60x58mm electronic module enabling you to control other Yoctopuce modules through a wireless network connection. Seen from the outside, this module behaves exactly like a standard computer running a *VirtualHub*¹: same interface, same functionalities.

The YoctoHub-Wireless-g is designed to be easily deployed and to not require any specific maintenance. In the opposite to a mini-computer, it does not have a complex operating system. Some simple settings allow you to use it in many kinds of network environments. These settings can be modified manually or automatically through USB. Therefore, the YoctoHub-Wireless-g is much more suited to industrialization than a mini-computer. However, you cannot run additional software written by the user on the YoctoHub-Wireless-g.

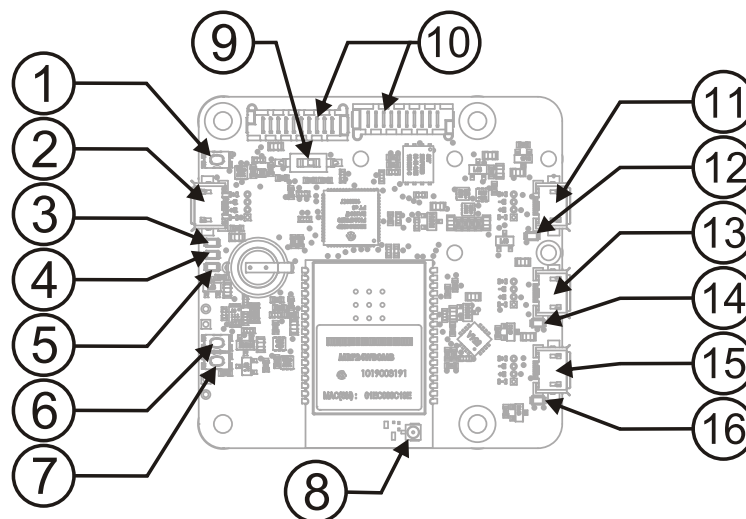
The YoctoHub-Wireless-g is not a standard USB hub with network access. Although it uses USB cables, its down ports use a proprietary protocol, much simpler than USB. It is therefore not possible to control, or even to power, standard USB devices with a YoctoHub-Wireless-g.

Yoctopuce thanks you for buying this YoctoHub-Wireless-g and sincerely hopes that you will be satisfied with it. The Yoctopuce engineers have put a large amount of effort to ensure that your YoctoHub-Wireless-g is easy to install anywhere and easy to use in any circumstance. If you are nevertheless disappointed with this device, do not hesitate to contact Yoctopuce support².

¹ <http://www.yoctopuce.com/EN/virtualhub.php>

² support@yoctopuce.com

2. Presentation



- | | |
|-------------------------------|-------------------------|
| 1: Yocto-button | 9: Sleep neutralization |
| 2: Control and power USB port | 10: Back connection |
| 3: Yocto-led | 11: Down port 1 |
| 4: Overload led | 12: Down port 1 led |
| 5: Network transfer led | 13: Down port 2 |
| 6: Wake up button | 14: Down port 2 led |
| 7: Sleep button | 15: Down port 3 |
| 8: Antenna connector | 16: Down port 3 led |

2.1. The YoctoHub-Wireless-g components

Serial number

Each Yocto-module has a unique serial number assigned to it at the factory. For YoctoHub-Wireless-g modules, this number starts with YHUBWLN3. The module can be software driven using this serial number. The serial number cannot be modified.

Logical name

The logical name is similar to the serial number: it is a supposedly unique character string which allows you to reference your module by software. However, in the opposite of the serial number, the logical name can be modified at will. The advantage is to enable you to build several copies of the

same project without needing to modify the driving software. You only need to program the same logical name in each copy. Warning: the behavior of a project becomes unpredictable when it contains several modules with the same logical name and when the driving software tries to access one of these modules through its logical name. When leaving the factory, modules do not have an assigned logical name. It is yours to define.

Yocto-button

The Yocto-button has two functionalities. First, it can activate the Yocto-beacon mode (see below under Yocto-led). Second, if you plug in a Yocto-module while keeping this button pressed, you can then reprogram its firmware with a new version. Note that there is a simpler UI-based method to update the firmware, but this one works even if the firmware on the module is incomplete or corrupted.

Yocto-led

Normally, the Yocto-led is used to indicate that the module is working smoothly. The Yocto-led then emits a low blue light which varies slowly, mimicking breathing. The Yocto-led stops breathing when the module is not communicating any more, as for instance when powered by a USB hub which is disconnected from any active computer.

When you press the Yocto-button, the Yocto-led switches to Yocto-beacon mode. It starts flashing faster with a stronger light, in order to facilitate the localization of a module when you have several identical ones. It is indeed possible to trigger off the Yocto-beacon by software, as it is possible to detect by software that a Yocto-beacon is on.

The Yocto-led has a third functionality, which is less pleasant: when the internal software which controls the module encounters a fatal error, the Yocto-led starts emitting an SOS in morse ¹. If this happens, unplug and re-plug the module. If it happens again, check that the module contains the latest version of the firmware and, if it is the case, contact Yoctopuce support².

Power / Control port

This port allows you to power the YoctoHub-Wireless-g and the modules connected to it with a simple USB charger. This port also allows you to control the YoctoHub-Wireless-g by USB, exactly like you can do it with a classic Yoctopuce module. It is particularly useful when you want to configure the YoctoHub-Wireless-g without knowing its IP address.

Down ports

You can connect up to three Yoctopuce modules on these ports. They will then be available as if they were connected to a computer running a *VirtualHub*. Note that the protocol used between the YoctoHub-Wireless-g and the USB modules is not USB but a lighter proprietary protocol. Therefore, the YoctoHub-Wireless-g cannot manage devices other than Yoctopuce devices. A standard USB hub does not work either³. If you want to connect more than three Yoctopuce modules, just connect one or more YoctoHub-Shield⁴ to the back ports.

Warning: the USB connectors are simply soldered in surface and can be pulled out if the USB plug acts as a lever. In this case, if the tracks stayed in position, the connector can be soldered back with a good iron and flux to avoid bridges. Alternatively, you can solder a USB cable directly in the 1.27mm-spaced holes near the connector.

Antenna connector

The YoctoHub-Wireless-g includes an ultra miniature coaxial antenna connector (UFL). Take care of the UFL connector. It is fragile and is not designed to support many connection/deconnection cycles. The YoctoHub-Wireless-g is sold with a small UFL cable to RP-SMA socket (reverse polarity SMA: threaded on the outside with a plug in the center) and a corresponding RP-SMA plug antenna

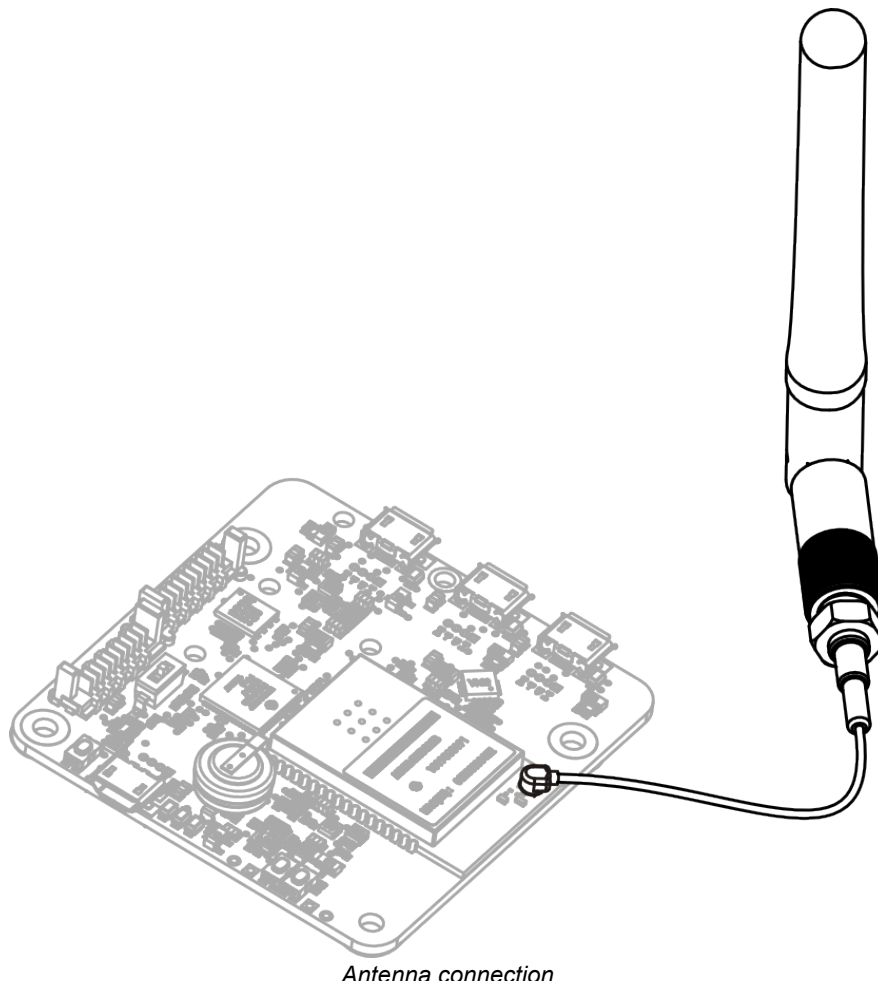
¹ short-short-short long-long-long short-short-short

² support@yoctopuce.com

³ The Yoctopuce Micro-USB-Hub is a standard USB hub and does not work either.

⁴ www.yoctopuce.com/FR/products/yoctohub-shield

(threaded on the inside, jack in the center). You can use another antenna of your choice, as long as it is designed for the 2.4 GHz frequency range and it has the correct connector. Beware of the different variants of SMA connectors: there are antennas for each of the four combinations SMA/RP-SMA and plug/socket. Only an RP-SMA plug antenna can be used with the provided antenna cable. Beware also that using a high-gain antenna may drive you to emit a signal stronger than the authorized norm in your country.



Overload led

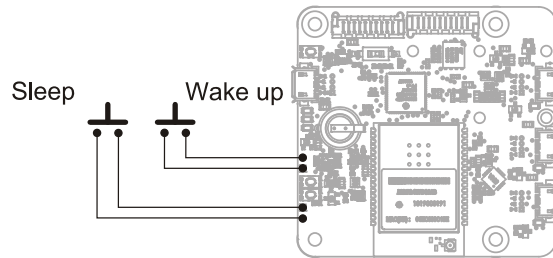
The YoctoHub-Wireless-g continuously monitors its power consumption. If it detects a global consumption of more than 2A, following an overload on one of the down ports for example, it automatically disables all the down ports and lights the overload led. To isolate the source of the issue, you can reactivate the ports one by one, monitoring the power consumption increase. Alternatively, if you know the source of the overload issue and know to have solved it, you can restart the YoctoHub-Wireless-g to enable all its ports at once.

Note that the overload led is a protection measure which can prevent overheating, but it is not a protection guarantee against shorts.

Sleep

Usually, the YoctoHub-Wireless-g consumes about 0.5 Watt, to which you must add the connected module consumption. But it is able to get into sleep to reduce its power consumption to a strict minimum, and to wake up at a precise time (or when an outside contact is closed). This functionality is very useful to build measuring installations working on a battery. When the YoctoHub-Wireless-g is in sleep mode, most of the electronics of the module as well as the connected Yoctopuce modules are switched off. This reduces the total consumption to 75 μ W (15 μ A).

Switching to sleep and waking up can be programmed based on a schedule, controlled by software, or controlled manually with two push buttons located on the YoctoHub-Wireless-g circuit. You can find there two pairs of contacts which enable you to shunt these two buttons.



Sleep and wake up buttons deviation.

The YoctoHub-Wireless-g includes a switch with which you can disable the sleep mode at the hardware level. This functionality is particularly useful when developing and debugging your project, as well as when updating the firmware.

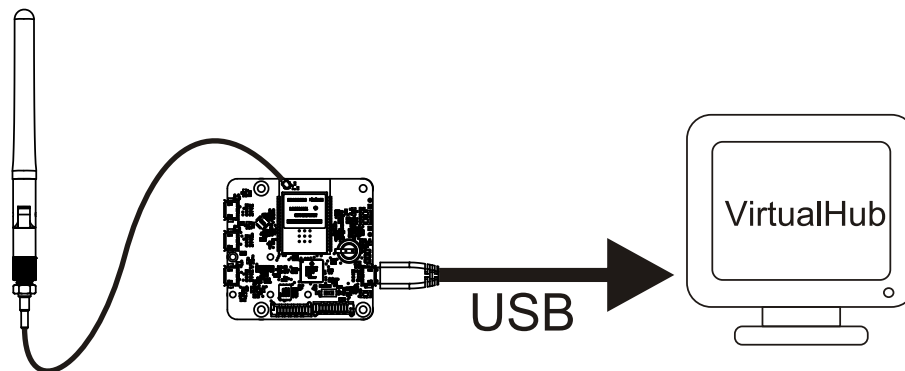
3. First steps

The aim of this chapter is to help you connect and configure your YoctoHub-Wireless-g for the first time.

3.1. Manual configuration

You can configure your YoctoHub-Wireless-g through its USB control port, by using the *VirtualHub*¹.

Run the *VirtualHub* on your preferred computer and connect it to the *power / control port* of the YoctoHub-Wireless-g. You need a USB A-MicroB cable.



Configuration: connecting your YoctoHub-Wireless-g by USB to a computer

Launch your preferred browser on the URL of your *VirtualHub*. It usually is <http://127.0.0.1:4444>. You obtain the list of Yoctopuce modules connected by USB, among which your YoctoHub-Wireless-g.

Serial	Logical Name	Description	Action
VIRTHUB0-7d1a86fb0		VirtualHub	configure view log file
YHUBWLN1-11D70		YoctoHub-Wireless	configure view log file beacon

List of Yoctopuce modules connected by USB to your computer, among which your YoctoHub-Wireless-g

Click on the **configure** button corresponding to your YoctoHub-Wireless-g. You obtain the module configuration window. This window contains a **Network configuration** section.

¹ <http://www.yoctopuce.com/EN/virtualhub.php>

YHUBWLN1-11D70

Edit parameters for device YHUBWLN1-11D70, and click on the **Save** button.

Serial # YHUBWLN1-11D70
 Product name: YoctoHub-Wireless
 Firmware: 12704 upgrade
 Logical name:
 Luminosity: (signal leds only)

Device functions

Each function of the device has a physical name and a logical name. You can change the logical name using the **rename** button.

YHUBWLN1-11D70.files / rename
 User files: 0 file, 3724 KB available manage files
 YHUBWLN1-11D70.hubPort1 / YWATTMK1-0E24B rename
 YHUBWLN1-11D70.hubPort2 / rename
 YHUBWLN1-11D70.hubPort3 / RELAYHI1-00033 rename
 YHUBWLN1-11D70.network / YHUBWLN1-11D70 rename
 YHUBWLN1-11D70.realTimeClock / rename
 YHUBWLN1-11D70.wakeUpMonitor / rename
 YHUBWLN1-11D70.wakeUpSchedule1 / rename
 YHUBWLN1-11D70.wakeUpSchedule2 / rename
 YHUBWLN1-11D70.wireless / rename

Wake-up Scheduler

Maximum power-on duration: no limit edit
 Next occurrence of wake-up schedule 1: Not set setup
 Next occurrence of wake-up schedule 2: Not set setup

Network configuration (4- WWW ready)

WLAN settings: SWEETSHORTWPA edit
 Device name: YHUBWLN1-11D70 edit
 IP addressing: Automatic by DHCP edit
 (current IP: 192.168.1.54)

Incoming connections

Authentication to read information from the devices: NO edit
 Authentication to make changes to the devices: NO edit

Outgoing callbacks

Callback URL: http://www.stuckelberg.ch/testcb/doublebuff.php edit
 Callback method: POST Yocto-API
 Delay between callbacks: min: 1 [s] max: 30 [s]
 Network downtime to reboot: no downtime limit edit

Save Cancel

YoctoHub-Wireless-g module configuration window

Connection to the wireless network

You must first configure your YoctoHub-Wireless-g to enable it to connect itself to your wifi network. To do so, click on the **edit** button corresponding to **WLAN settings** in the **Network configuration** section. The configuration window of the wireless network shows up:

WLAN configuration

Specify the desired WLAN configuration then click on the **Ok** button.

☒ Infrastructure (choose an existing WLAN)
☐ Infrastructure (enter SSID manually)
☐ Ad-Hoc (create a new WLAN)

WLAN to join: rescan

<input checked="" type="radio"/> Yocto-Network1	WPA2	
<input type="radio"/> Yocto-Network2	WPA2	
<input type="radio"/> Yocto-guests	OPEN	

Diagnostics test config

Network readiness: 4- WWW ready
 Wireless link: 76% (channel 9)
 Current IP: 192.168.1.54 ping test

Ok Cancel

Wireless network configuration window.

You can then decide if you wish to connect your YoctoHub-Wireless-g to an existing network, or if you would rather manually enter the SSID of network you wish to use.

You can also configure the YoctoHub-Wireless-g for it to generate its own wireless network in *Software enabled Access Point* (SoftAP) mode. You can then connect a mobile device directly on the YoctoHub-Wireless-g without having to go through an infrastructure server (access point). However, be aware that the *SoftAP* mode has limitations compared to a real wifi network. In particular, in *SoftAP* mode, you cannot have more than four clients connected to the network at the same time.

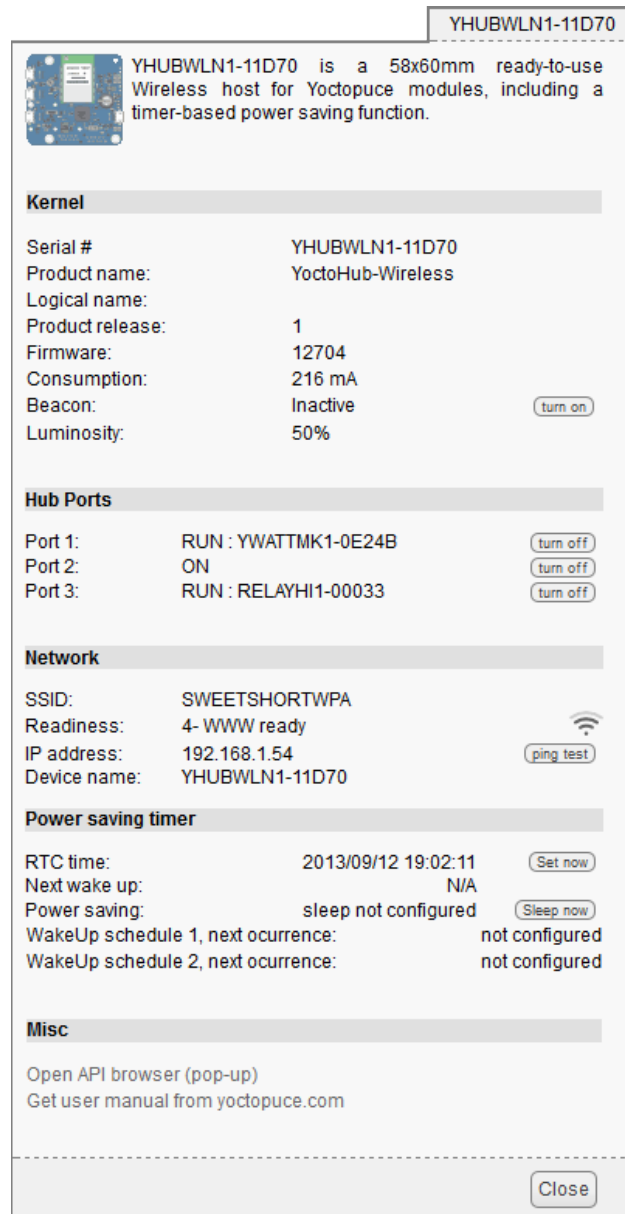
When you have set the wireless network parameters, and possibly tested them, you can click on the **OK** button to close this configuration window and go back to the main configuration window.

If needed, you can also configure which IP address must be assigned to the YoctoHub-Wireless-g. To do so, click on the **edit** button opposite to the **IP addressing** line in the main window.

You can then choose between a DHCP assigned IP address or a fixed IP address for your YoctoHub-Wireless-g module. The DHCP address is recommended in so much as this functionality is supported by most ADSL routers (its the default configuration). If you do not know what a DHCP server is but are used to connect machines on your network and to see them work without any problem, do not touch anything.

You can also choose the network name of your YoctoHub-Wireless-g. You can then access your YoctoHub-Wireless-g by using this name rather than its IP address. When the network part is configured, click on the **Save** button to save your changes and close the configuration window. These modifications are saved in the persistent memory of the YoctoHub-Wireless-g, they are kept even after the module has been powered off.

Click on the serial number corresponding to your YoctoHub-Wireless-g. This opens your module property window:



The YoctoHub-Wireless-g properties

This window contains a section indicating the state of the YoctoHub-Wireless-g network part. You can find there its MAC address, current IP address, and network name. This section also provides the state of the network connection. Possible states are:

- 0- search for link: The module is searching for a connection with the network. If this state persists, the sought wifi network is most likely not in the neighborhood.
- 1- network exists: The sought wifi network was detected.
- 2- network linked: The YoctoHub-Wireless-g did connect to the network.
- 3- LAN ready: The local network is working (IP address obtained).
- 4- WWW ready: The module has checked Internet connectivity by connecting itself to a time server (NTP).

When you have checked that your module does indeed have a valid IP address, you can close the property window, stop your *VirtualHub*, and disconnect your USB cable. They are not needed anymore.

From now on, you can access your YoctoHub-Wireless-g by typing its IP address directly in the address field of your preferred browser. The module answers to the standard HTTP port, but also to the 4444 port used by the *VirtualHub*. If your module IP address is *192.168.0.10*, you can therefore access it with the *http://192.168.0.10* URL.

Serial	Logical Name	Description	Action
YHUBWLN1-11D70		YoctoHub-Wireless	configure view log file beacon
YWATTMK1-0E24B		Yocto-Watt	configure view log file beacon
RELAYHI1-00033		Yocto-PowerRelay	configure view log file beacon

The YoctoHub-Wireless-g interface is identical to that of a VirtualHub.

If you have assigned a name to your YoctoHub-Wireless-g, you can also use this name on the local network. For example, if you have used the *yoctohub* network name, you can contact the module with the *http://yoctohub* URL under Windows and the *http://yoctohub.local* URL under Mac OS X and Linux. Note that this technique is limited to the subnet of the YoctoHub-Wireless-g. If you want to contact the module by name from another network, you must use a classic DNS infrastructure.

3.2. Automated configuration

You can industrialize the YoctoHub-Wireless-g network configuration. You can find in the following chapters of this documentation the description of the programming functions enabling you to read the Ethernet address (MAC address) of a module, and to configure all of its network parameters.

The network configuration functions are also available as command lines, using the *YNetwork* utility software available in the command line programming library ².

After having set some parameters by software, make sure to call the *saveToFlash()* function to ensure that the new settings are saved permanently in the module flash memory.

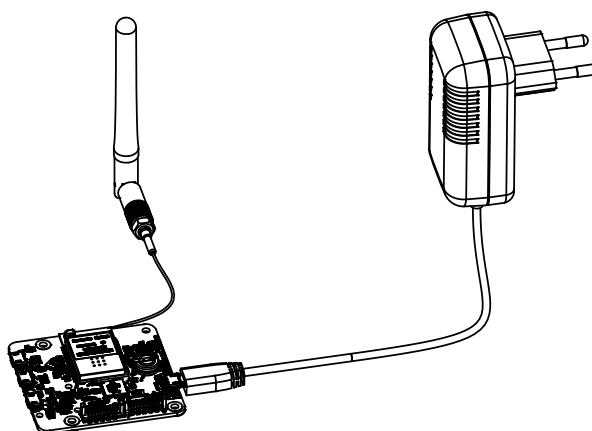
3.3. Connections

Power supply

The YoctoHub-Wireless-g must be powered by the USB control socket.

USB

Simply connect a USB charger in the *power / control port* port, but make sure that the charger provides enough electric power. The YoctoHub-Wireless-g consumes about 160mA, to which you must add the power consumption of each submodule. The YoctoHub-Wireless-g is designed to manage a maximum of 2A. Therefore, we recommend a USB charger able to deliver at least 2A. Moreover, you must make sure that the total power consumption of the set "hub + submodules" does not go above this limit.

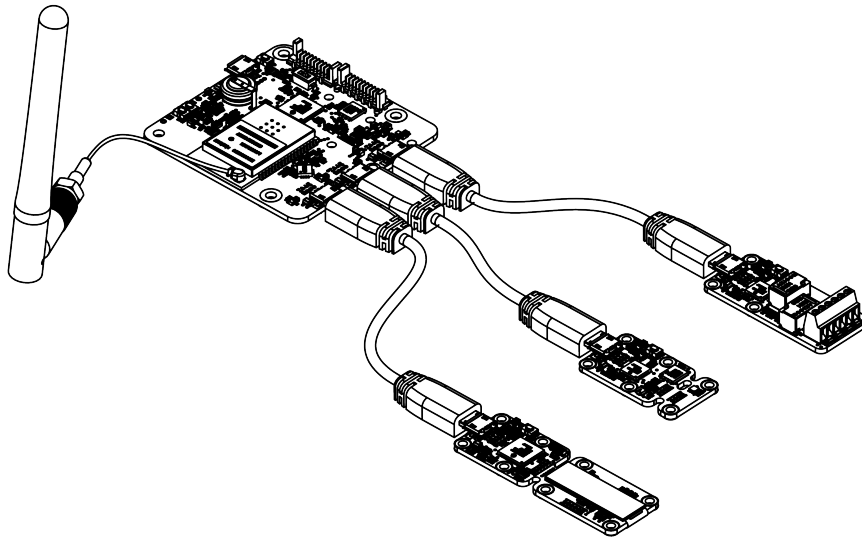


The YoctoHub-Wireless-g can be powered by a regular USB charger

² <http://www.yoctopuce.com/EN/libraries.php>

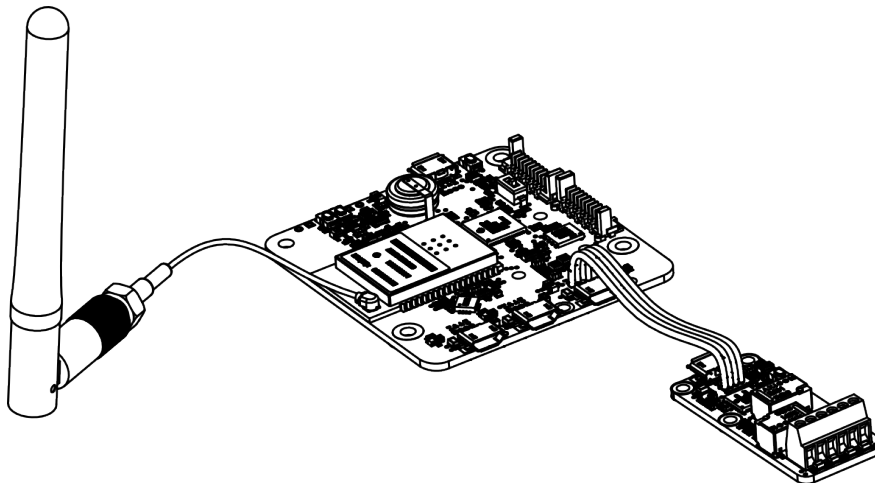
Sub-modules

The YoctoHub-Wireless-g is able to drive all the Yoctopuce modules of the *Yocto* range. These modules can be directly connected to the down ports. They are automatically detected. For this, you need Micro-B Micro-B USB cables. Whether you use OTG cables or not does not matter.



Connecting sub-modules with USB cables

Alternatively, you can connect your modules by directly soldering electric cables between the YoctoHub-Wireless-g and its sub-modules. Indeed, all the Yoctopuce modules have contacts designed for direct cabling. We recommend you to use solid copper ribbon cables, with a 1.27mm pitch. Solid copper ribbon cable is less supple than threaded cable but easier to solder. Pay particular attention to polarity: the YoctoHub-Wireless-g, like all modules in the Yoctopuce range, is not protected against polarity inversion. Such an inversion would likely destroy your devices. Make sure the positions of the square contacts on both sides of the cable correspond.




Sub-module connection with ribbon cable

The YoctoHub-Wireless-g is designed so that you can fix a single width module directly on top of it. To do so, you need screws, spacers³, and a 1.27mm pitch connector⁴. You can thus transform your USB Yoctopuce module into a network module while keeping a very compact format.

³ <http://www.yoctopuce.com/EN/products/accessories-and-connectors/fix-2-5mm>

⁴ <http://www.yoctopuce.com/EN/products/accessories-and-connectors/board2board-127>



Fixing a module directly on the hub

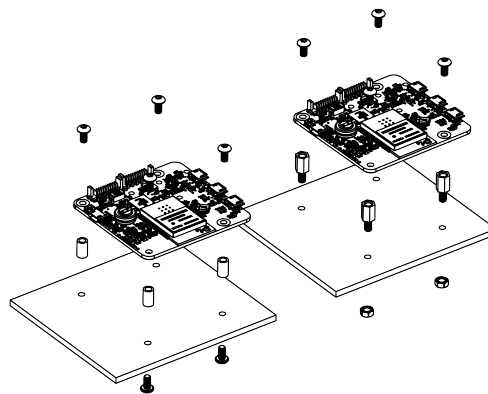
Beware, the YoctoHub-Wireless-g is designed to drive only Yoctopuce modules. Indeed, the protocol used between the YoctoHub-Wireless-g and the sub-modules is not USB but a much lighter proprietary protocol. If, by chance, you connect a device other than a Yoctopuce module on one of the YoctoHub-Wireless-g down ports, this port is automatically disabled to prevent damages to the device.

4. Assembly

This chapter provides important information regarding the use of the YoctoHub-Wireless-g module in real-world situations. Make sure to read it carefully before going too far into your project if you want to avoid pitfalls.

4.1. Fixing

While developing your project, you can simply let the hub hang at the end of its cable. Check only that it does not come in contact with any conducting material (such as your tools). When your project is almost at an end, you need to find a way for your modules to stop moving around.



Examples of assembly on supports

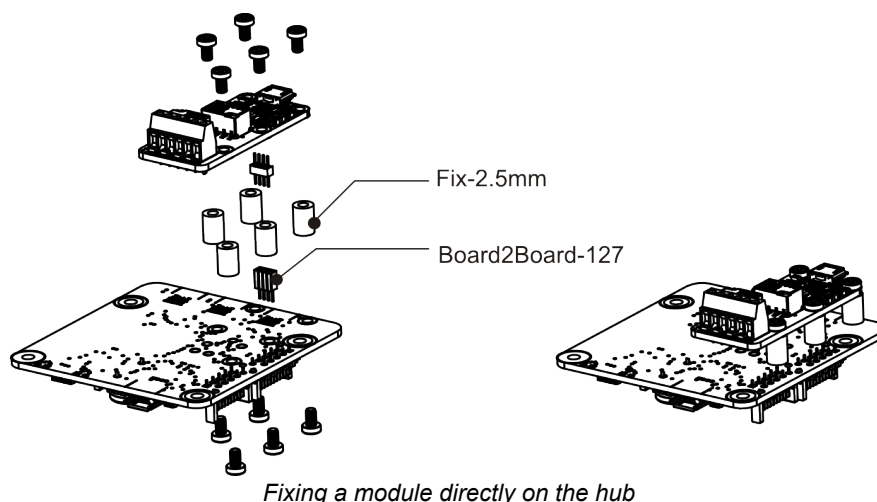
The YoctoHub-Wireless-g module contains 3mm assembly holes. You can use these holes for screws. The screw head diameter must not be larger than 8mm or the heads will damage the module circuits.

Make sure that the lower surface of the module is not in contact with the support. We recommend using spacers. You can fix the module in any position that suits you: however be aware that the YoctoHub-Wireless-g electronic components, in particular the network part, generate heat. You must not let this heat accumulate.

4.2. Fixing a sub-module

The YoctoHub-Wireless-g is designed so that you can screw a single width module directly on top of it. By single width, we mean modules with a 20mm width. All the single width modules have their 5 assembly holes and the USB socket in the same position. The sub-module can be assembled with

screws and spacers. At the back of the YoctoHub-Wireless-g and sub-module USB connectors, there are a set of 4 contacts enabling you to easily perform an electrical connection between the hub and the sub-module. If you do not feel sufficiently at ease with a soldering iron, you can also use a simple Micro-B Micro-B USB cable, OTG or not.



Make sure to mount your module on the designed side, as illustrated above. The module 5 holes must correspond to the YoctoHub-Wireless-g 5 holes, and the square contact on the module must be connected to the square contact on the YoctoHub-Wireless-g down port. If you assemble a module on the other side or in another way, the connector polarity will be inverted and you risk to permanently damage your equipment.

All the accessories necessary to fix a module on your YoctoHub-Wireless-g are relatively usual. You can find them on the Yoctopuce web site, as on most web sites selling electronic equipment. However, beware: the head of the screws used to assemble the sub-module must have a maximum head diameter of 4.5mm, otherwise they could damage the electronic components.

5. Using the YoctoHub-Wireless-g

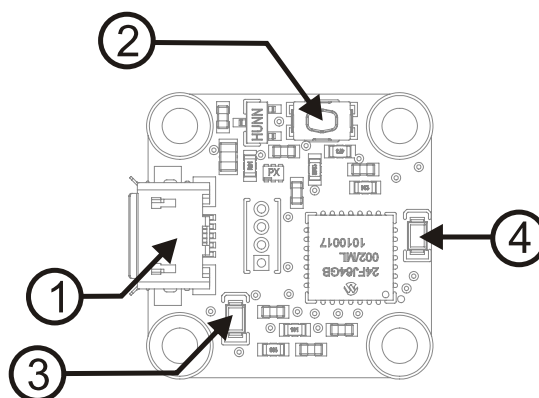
Apart from providing network access to the Yoctopuce devices, the YoctoHub-Wireless-g enables you to test and configure your Yoctopuce modules. To do so, connect yourself to your YoctoHub-Wireless-g with your favorite web browser¹. Use the IP address of the YoctoHub-Wireless-g or its network name, for example `http://192.168.0.10`. The list of the connected modules should appear.

Serial	Logical Name	Description	Action
YHUBWLN1-11D70		YoctoHub-Wireless	configure view log file beacon
MAXII001-121FD		Yocto-Maxi-IO	configure view log file beacon
RELAYHI1-00033		Yocto-PowerRelay	configure view log file beacon

YoctoHub-Wireless-g web interface

5.1. Locating the modules

The main interface displays a line per connected module; if you have several modules of the same model, you can locate a specific module by clicking on the corresponding **beacon** button: it makes the blue led of the module start blinking and displays a blue disk at the beginning of the corresponding line in the interface. Pressing the Yocto-button of a connected module has the same effect.



Yocto-button (1) and localization led (2) of the Yocto-Demo module. These two elements are usually placed in the same location, whatever the module.

¹ The YoctoHub-Wireless-g interface is regularly tested with Internet Explorer 6+, Firefox 3.5+, Chrome, and Safari. It does not work with Opera.

5.2. Testing the modules

To test a module, simply click on the serial number of a module in the interface, a window specific to the module opens. This window generally allows you to activate the main functions of the module. Refer to the User's guide of the corresponding module for more details ².

Property window of the Yocto-Demo module, obtained from the YoctoHub-Wireless-g interface

5.3. Configuring modules

You can configure a module by clicking on the corresponding **configure** button in the main interface. A window, specific to the module, then opens. This window allows you minimally to assign a logical name to the module and to update its firmware. Refer to the User's guide of the corresponding module for more details.

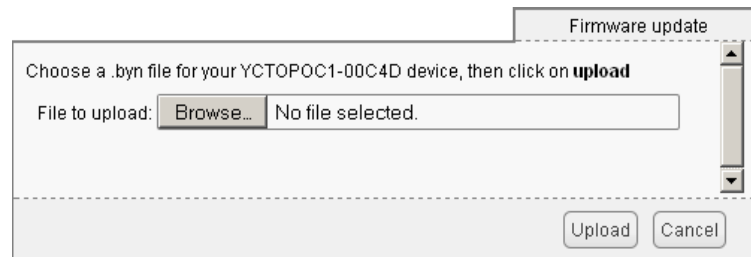
"Configuration" window of the Yocto-Demo module

² The YoctoHub-Wireless-g does not need to be more recent than the module you want to test and configure: all the elements specific to the module interfaces are kept in the module ROM, and not in the YoctoHub-Wireless-g.

5.4. Upgrading firmware

The Yoctopuce modules are in fact real computers, they even contain a small web server. And, as all computers, it is possible to update their control software (firmware). New firmware for each module are regularly published, they generally allow you to add new functionalities to the module, and/or to correct a hypothetical bug³.

To update a module firmware, you must first get the new firmware. It can be downloaded from the module product page on the Yoctopuce web site⁴. The interface offers also a direct link if it detects that the firmware is not up-to-date⁵. Firmware is available as `.byn` files of a few tens of kilobytes. Save the one you are interested in on your local disk.



Firmware update window

When the firmware file is locally available, open the module **configuration** window and click on the **upgrade** button. The interface asks you to select the firmware file you wish to use. Enter the file name and click on **Upload**. From then on, everything is automatically performed: the YoctoHub-Wireless-g restarts the module in "update" mode, updates the firmware, then restarts the module in normal mode. The module configuration settings are kept. Do not disconnect the module during the update process.

The YoctoHub-Wireless-g firmware can be updated in the same manner.

If control is lost during a firmware update (power failure or unwanted disconnection), it is always possible to manually force a firmware reload, even if the sub-module does not even appear in the YoctoHub-Wireless-g window. In this case, disconnect the module, and reconnect it while keeping the Yocto-button pressed. This starts the module in "update" mode. You can restart the firmware update process.

³ Never trust people telling you that their software does not have bugs :-)

⁴ www.yoctopuce.com

⁵ On the condition that the interface could access the Yoctopuce web site.

6. Access control

The YoctoHub-Wireless-g is able to perform access control to protect your Yoctopuce devices. Click on the **configure** button on the line matching the YoctoHub-Wireless-g in the user interface.

Serial	Logical Name	Description	Action
YHUEWLN1-11D70		YoctoHub-Wireless	configure view log file beacon
MAXII001-121FD		Yocto-Maxi-IO	configure view log file beacon
RELAYHI1-00033		Yocto-PowerRelay	configure view log file beacon

Show device functions

Click on the "configure" button on the first line

Then the configuration window for the YoctoHub-Wireless-g shows up.

YHUBWLN1-11D70

Edit parameters for device YHUBWLN1-11D70, and click on the **Save** button.

Serial #: YHUBWLN1-11D70
 Product name: YoctoHub-Wireless
 Firmware: 12704 upgrade
 Logical name:
 Luminosity: (signal leds only)

Device functions

Each function of the device has a physical name and a logical name. You can change the logical name using the **rename** button.

YHUBWLN1-11D70.files / rename
 User files: 0 file, 3724 KB available manage files
 YHUBWLN1-11D70.hubPort1 / YWATTMK1-0E24B rename
 YHUBWLN1-11D70.hubPort2 / rename
 YHUBWLN1-11D70.hubPort3 / RELAYHI1-00033 rename
 YHUBWLN1-11D70.network / YHUBWLN1-11D70 rename
 YHUBWLN1-11D70.realTimeClock / rename
 YHUBWLN1-11D70.wakeUpMonitor / rename
 YHUBWLN1-11D70.wakeUpSchedule1 / rename
 YHUBWLN1-11D70.wakeUpSchedule2 / rename
 YHUBWLN1-11D70.wireless / rename

Wake-up Scheduler

Maximum power-on duration: no limit edit
 Next occurrence of wake-up schedule 1: Not set setup
 Next occurrence of wake-up schedule 2: Not set setup

Network configuration (4- WWW ready)

WLAN settings: SWEETSHORTWPA edit
 Device name: YHUBWLN1-11D70 edit
 IP addressing: Automatic by DHCP edit
 (current IP: 192.168.1.54)

Incoming connections

Authentication to read information from the devices: NO edit
 Authentication to make changes to the devices: NO edit

Outgoing callbacks

Callback URL: http://www.stuckelberg.ch/testcb/doublebuff.php edit
 Callback method: POST Yocto-API
 Delay between callbacks: min: 1 [s] max: 30 [s]
 Network downtime to reboot: no downtime limit edit

Save Cancel

The YoctoHub-Wireless-g configuration window.

Access control can be configured from the **Incoming connections** section. There are two levels of access control.

6.1. Protected "admin" access

The *admin* password locks write access on the modules. When the admin password is set, only users using the admin login are allowed read and write access to the modules. The users using the *admin* login can configure the modules seen by this YoctoHub-Wireless-g as they wish.

6.2. Protected "user" access

The *user* password locks read access to the Yoctopuce modules. When set, any use without password becomes impossible. The *user* access type allows only read-only access to the modules, that is only to consult the states of the modules. If you simultaneously create "admin" and "user" access controls, users with a "user" login cannot modify the configuration of modules seen by this YoctoHub-Wireless-g.

If you configure an *admin* access, without configuring a *user* access, users are still able to read your device values without any password.

To set up YoctoHub-Wireless-g access, click the **edit** button on the line **Authentication to read the information from the devices** or **Authentication to write information to the devices**

6.3. Access control and API

Warning, the access control has an impact on Yoctopuce API behavior when trying to connect to this YoctoHub-Wireless-g. With Yoctopuce API, access control is handled at `RegisterHub()` function call level. You need to provide the YoctoHub-Wireless-g address as follow: *login:password@address:port*, here is an exemple:

```
yRegisterHub("admin:mypass@192.168.0.10:4444",errmsg);
```

6.4. Deleting passwords

If you forget your YoctoHub-Wireless-g password, the only way to regain control is to reset all the settings to the default value. To do so, find a USB cable for the YoctoHub-Wireless-g and connect it to a computer running the *VirtualHub*¹ while keeping the Yocto-button pressed. This forces the YoctoHub-Wireless-g to start in firmware update mode. It then appears in the *VirtualHub* below the module list. Click on its serial number and select a firmware file to load on the module. When the firmware is reloaded with this method, the module is reset to the factory settings, without access control.

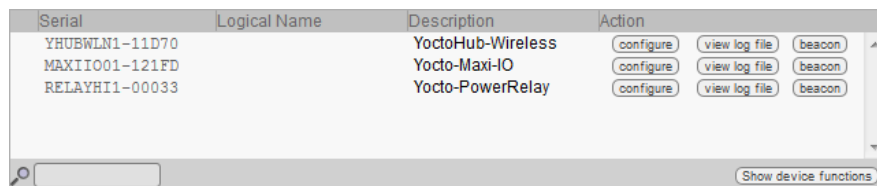
¹ <http://www.yoctopuce.com/EN/virtualhub.php>

7. Interaction with external services

The YoctoHub-Wireless-g can publish the state of connected devices on any web server. The values are posted on a regular basis and each time one of them changes significantly. This feature, named HTTP Callback, enables you to interface your Yoctopuce devices with many web services.

7.1. Configuration

To use this feature, just click on the **configure** button located on the line matching the YoctoHub-Wireless-g on the main user interface. Then look for the **Outgoing callbacks** section and click on the **edit** button.



Serial	Logical Name	Description	Action
YHUEWLN1-11D70		YoctoHub-Wireless	configure view log file beacon
MAXIIIO01-121FD		Yocto-Maxi-IO	configure view log file beacon
RELAYHI1-00033		Yocto-PowerRelay	configure view log file beacon

Search: Show device functions

Just click on the "Configure" button on the first line.

YHUBWLN1-11D70

Edit parameters for device YHUBWLN1-11D70, and click on the **Save** button.

Serial #: YHUBWLN1-11D70
 Product name: YoctoHub-Wireless
 Firmware: 12704 upgrade
 Logical name:
 Luminosity: (signal leds only)

Device functions

Each function of the device has a physical name and a logical name. You can change the logical name using the **rename** button.

YHUBWLN1-11D70.files / rename
 User files: 0 file, 3724 KB available manage files
 YHUBWLN1-11D70.hubPort1 / YWATTMK1-0E24B rename
 YHUBWLN1-11D70.hubPort2 / rename
 YHUBWLN1-11D70.hubPort3 / RELAYHI1-00033 rename
 YHUBWLN1-11D70.network / YHUBWLN1-11D70 rename
 YHUBWLN1-11D70.realTimeClock / rename
 YHUBWLN1-11D70.wakeUpMonitor / rename
 YHUBWLN1-11D70.wakeUpSchedule1 / rename
 YHUBWLN1-11D70.wakeUpSchedule2 / rename
 YHUBWLN1-11D70.wireless / rename

Wake-up Scheduler

Maximum power-on duration: no limit edit
 Next occurrence of wake-up schedule 1: Not set setup
 Next occurrence of wake-up schedule 2: Not set setup

Network configuration (4- WWW ready)

WLAN settings: SWEETSHORTWPA edit
 Device name: YHUBWLN1-11D70 edit
 IP addressing: Automatic by DHCP edit
 (current IP: 192.168.1.54)

Incoming connections

Authentication to read information from the devices: NO edit
 Authentication to make changes to the devices: NO edit

Outgoing callbacks

Callback URL: http://www.stuckelberg.ch/testcb/doublebuff.php edit
 Callback method: POST Yocto-API
 Delay between callbacks: min: 1 [s] max: 30 [s]
 Network downtime to reboot: no downtime limit edit

Save Cancel

Then edit the "Outgoing callbacks" section.

The callback configuration window shows up. This window enables you to define how your YoctoHub-Wireless-g interacts with an external web server. Several interaction types are at your disposal. For each type, a specific wizard will help you enter appropriate parameters

7.2. Emoncms

Emoncms.org is an open-source cloud service where you can register to upload your sensor data. It will let you view your measures in real-time over the Internet, and draw historical graphs, without writing a single line of code. You just have to enter in the configuration window your own API key, as provided by Emoncms, and allocate an arbitrary node number to YoctoHub-Wireless-g.

It is also possible to install Emoncms on your own server, to keep control on your data. You will find more explanations about this on Yoctopuce blog¹.

Yoctopuce is not affiliated with Emoncms.org.

7.3. Valarm.net

Valarm is a professional cloud service where you can register to upload your sensor data, with some advanced features like remote configuration of Yoctopuce devices and measure geolocation.

Valarm is a reseller for Yoctopuce products, but Yoctopuce is not otherwise affiliated with Valarm.

¹ <http://www.yoctopuce.com/EN/article/using-emoncms-on-a-private-server>

7.4. ThingSpeak

ThingSpeak² is another free cloud service. It enables you not only to trace graphs with data coming from your Yoctopuce sensors, but also to trigger some actions based on conditions set on incoming measures. The UI is not as friendly as Emoncms, but you can find on the Yoctopuce blog³ how to configure your YoctoHub-Wireless-g to post data directly on ThingSpeak.

Yoctopuce is not affiliated to ThingSpeak.

7.5. Microsoft Azure

Azure is Microsoft cloud computing platform, including a collection of integrated services - database, computing, etc. For more details, see azure.microsoft.com. You can upload sensor data directly to an Azure Mobile Service, using the standard NoSQL Rest API.

Yoctopuce is not affiliated with Microsoft.

7.6. Xively (previously Cosm)

Xively is a commercial cloud service where you might be able to register to upload your sensor data. Note that since end of 2014, Xively is focusing on enterprise and OEM customers, and might therefore not be available to everyone. For more details, see xively.com.

Yoctopuce is not affiliated with Xively.

7.7. InfluxDB

InfluxDB is an open-source database for time series, metrics and events. It is very efficient to retrieve measure series for a given time range, even when averaging on-the-fly. You can easily install it on your own computer to record and graph your sensor data. There is a step-by-step guide on how to configure InfluxDB and Grafana to graph Yoctopuce sensors on the Yoctopuce blog⁴.

Yoctopuce is not affiliated to InfluxData nor to Grafana.

7.8. Yocto-API callback

With some programming environments, the full Yoctopuce API can be used to drive devices in *HTTP callback* mode. This way, a web server script can take control of Yoctopuce devices installed behind a NAT filter without having to open any port. Typically, this allows you to control Yoctopuce devices running on a LAN behind a private DSL router from a public web site. The YoctoHub-Wireless-g then acts as a gateway. All you have to do is to define the HTTP server script URL and, if applicable, the credentials needed to access it. On the server script, you would initialize the library using the following call:

```
RegisterHub("http://callback");
```

There are two possibilities to use the Yoctopuce API in callback mode. The first one, available in PHP, Java and Node.JS is using pure HTTP callbacks. The YoctoHub-Wireless-g posts its complete state to the server, and receives commands in return from the server script. There are however some limitations with this mode: complex interactions, such as retrieving data from the datalogger, are not possible.

The second mode API callback mode is using WebSocket callbacks. It is currently only available in Java and Node.JS. WebSockets are a standard extension of HTTP, providing a full bidirectional

² www.thingspeak.com

³ <http://www.yoctopuce.com/EN/article/cosm-alternatives-to-record-sensor-measurements>

⁴ <http://www.yoctopuce.com/EN/article/using-yoctopuce-sensors-with-influxdb-and-grafana>

exchange channel over an HTTP connection. When a server script is connected by a YoctoHub-Wireless-g over a Websocket callback connection, the fully Yoctopuce API can be used, without any limitation.

7.9. User defined callback

The "*User defined callback*" allow you to fully customize the way the YoctoHub-Wireless-g interacts with an external web site. You need to provide the URL of the web server where you want the hub to post data. Note that only HTTP protocol is supported (no HTTPS).

Edit callback

This VirtualHub can post the advertised values of all devices on a specific URL on a regular basis. If you wish to use this feature, choose the callback type follow the steps below carefully.

- Specify the Type of callback you want to use: **Yocto-API callback**

Yoctopuce devices can be controlled through remote PHP scripts. That Yocto-API callback protocol is designed so it can pass through NAT filters without opening ports. See your device user manual, *PHP programming* section for more details.

- Specify the URL to use for reporting values. *HTTPS protocol is not yet supported.*
 Callback URL:
- If your callback requires authentication, enter credentials here. Digest authentication is recommended, but Basic authentication works as well.
 Username:
 Password:
- Setup the desired frequency of notifications:
 No less than seconds between two notification
 But notify after seconds in any case
- Press on the **Test** button to check your parameters.
- When everything works, press on the **OK** button.

The callback configuration window.

If you want to secure access to your callback script, you can setup a standard HTTP authentication. The YoctoHub-Wireless-g knows how to handle standard HTTP authentication schemes: simply fill in the user and password fields needed to access the URL. Both Basic and Digest authentication are supported. However, Digest authentication is highly recommended, since it uses a challenge mechanism that avoids sending the password itself over the Internet, and prevents replays.

The YoctoHub-Wireless-g posts the advertised values⁵ on a regular basis, and each time one of these values changes significantly. You can change the default delay between posts.

Tests

To help you debug the process, you can visualize with the YoctoHub-Wireless-g the answer to the callback sent by the web server. Click on the **test** button when all required fields are filled. When the result meets your expectations, close the debug window and then click on the "Ok" button.

Format

Values are posted in one of the following formats:

- If the function has been assigned a logical name:

```
FUNCTION_NAME = VALUE
```

- If the module has been assigned a logical name, but not the function:

```
MODULE_NAME#HARDWARE_NAME = VALUE
```

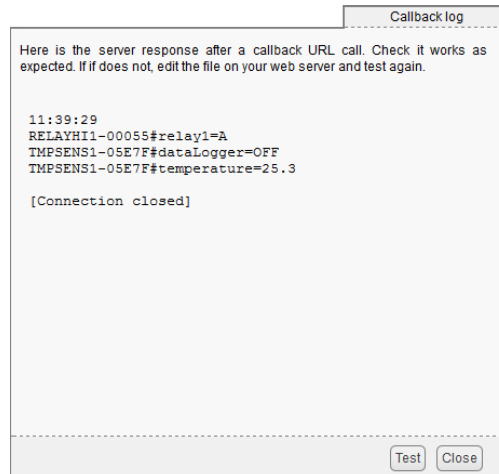
- If no logical name has been set:

⁵ Advertised values are the ones you can see on the YoctoHub-Wireless-g main interface when you click on the *show functions* button.

SERIAL_NUMBER#HARDWARE_NAME = VALUE

Here is a short PHP script allowing you to visualize the data posted by the callback and the result in the debug window:

```
<?php
Print(Date('H:i:s')."\\r\\n");
foreach ($_POST as $key=>$value) {
    Print("$key=$value\\r\\n");
}
?>
```



Callback test results with a Yocto-PowerRelay and a Yocto-Temperature.

8. Programming

8.1. Accessing connected modules

The YoctoHub-Wireless-g behaves itself exactly like a computer running a *VirtualHub*. The only difference between a program using the Yoctopuce API with modules in native USB and the same program with Yoctopuce modules connected to a YoctoHub-Wireless-g is located at the level of the *registerHub* function call. To use USB modules connected natively, the *registerHub* parameter is *usb*. To use modules connected to a YoctoHub-Wireless-g, you must simply replace this parameter by the IP address of the YoctoHub-Wireless-g. For instance, in Delphi:

```
YRegisterHub("usb",errmsg);
```

becomes

```
YRegisterHub("192.168.0.10",errmsg); // The hub IP address is 192.168.0.10
```

8.2. Controlling the YoctoHub-Wireless-g

From the programming API standpoint, the YoctoHub-Wireless-g is a module like the others. You can perfectly manage it from the Yoctopuce API. To do so, you need the following classes:

Module

This class, shared by all Yoctopuce modules, enables you to control the module itself. You can drive the Yocto-led, know the USB power consumption of the YoctoHub-Wireless-g, and so on.

Network

This class enables you to manage the network part of the YoctoHub-Wireless-g. You can control the link state, read the MAC address, change the YoctoHub-Wireless-g IP address, know the power consumption on PoE, and so on.

HubPort

This class enables you to manage the hub part. You can enable or disable the YoctoHub-Wireless-g ports, you can also know which module is connected to which port.

Files

This class enables you to access files stored in the flash memory of the YoctoHub-Wireless-g. The YoctoHub-Wireless-g contains a small file system which allows you to store, for example, a web application controlling the modules connected to the YoctoHub-Wireless-g.

WakeMonitor

This class enables you to monitor the sleep mode of the YoctoHub-Wireless-g.

WakeSchedule

This class enables you to schedule one or several wake ups for the YoctoHub-Wireless-g.

You can find some examples on how to drive the YoctoHub-Wireless-g by software in the Yoctopuce programming libraries, available free of charge on the Yoctopuce web site.

9. Sleep mode

The YoctoHub-Wireless-g includes a real time clock (RTC) powered by a super capacitor. This capacitor charges itself automatically when the module is powered. But it is able to keep time without any power for several days. This RTC is used to drive a sleep and wake up system to save power. You can configure the sleep system manually through an interface or drive it through software.

9.1. Manual configuration of the wake ups

You can manually configure the wake up conditions by connecting yourself on the interface of the YoctoHub-Wireless-g. In the **Wake-up scheduler** section of the main configuration window, click on the setup button corresponding to one of the "wake-up-schedule". This opens a window enabling you to schedule more or less regular wake ups. Select the boxes corresponding to the wanted occurrences. Empty sections are ignored.

WakeUp schedule 1

Define wake up times: each button toggles a condition. A wake-up will occur when at least one condition per section is true. Sections without any condition defined are ignored.

Days in the week

Mon Tue Wed Thu Fri Sat Sun

Days in the month

1 2 3 4 5 6 7 8 9 10 11 12
13 14 15 16 17 18 19 20 21 22 23 24
25 26 27 28 29 30 31

set all every 2 every 3 clear

Months

Jan Feb Mar Apr May Jun Jul Aug Sep Oct Nov Dec

set all every 2 every 3 clear

Hours

0 1 2 3 4 5 6 7 8 9 10 11
12 13 14 15 16 17 18 19 20 21 22 23

set all every 2 every 3 every 4 every 6 clear

Minutes

0 1 2 3 4 5 6 7 8 9 10 11 12 13 14
15 16 17 18 19 20 21 22 23 24 25 26 27 28 29
30 31 32 33 34 35 36 37 38 39 40 41 42 43 44
45 46 47 48 49 50 51 52 53 54 55 56 57 58 59

set all every 2 every 3 every 5 every 10 clear

Ok Close

Wake up configuration window: here every 10 minutes between 9h and 17h.

Likewise, you can configure directly in the YoctoHub-Wireless-g interface the maximal wake up duration, after which the module automatically goes back to sleep. If your YoctoHub-Wireless-g is running on batteries, this ensures they do not empty even if no explicit sleep command is received.

9.2. Configuring the wake up system by software

At the programming interface level, the wake up system is implemented with two types of functions: the *wakeUpMonitor* function and the *wakeUpSchedule* function.

wakeUpMonitor

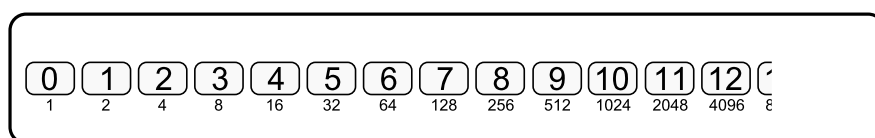
The *wakeUpMonitor* function manages wake ups and sleep periods, proper. It provides all the instant managing functionalities : instant wake up, instant sleep, computing the date of the next wake up, and so on...

The *wakeUpMonitor* function enables you also to define the maximum duration during which the YoctoHub-Wireless-g stays awake before automatically going back to sleep.

wakeUpSchedule

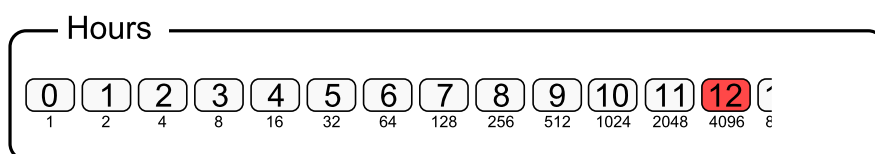
The *wakeUpSchedule* function enables you to program a wake up condition followed by a possible sleep. It includes five variables enabling you to define correspondences on minutes, hours, days of the week, days of the month, and months. These variables are integers where each bit defines a correspondence. Schematically, each set of minutes, hours, and days is represented as a set of boxes with each a coefficient which is a power of two, exactly like in the corresponding interface of the YoctoHub-Wireless-g.

For example, bit 0 for the hours corresponds to hour zero, bit 1 corresponds to hour 1, bit 2 to hour 2, and so on.



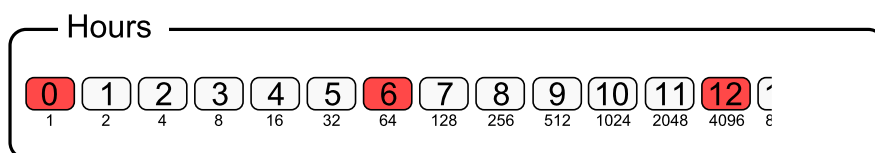
To each box is assigned a power of two

Thus, to program the YoctoHub-Wireless-g for it to wake up every day at noon, you must set bit 12 to 1, which corresponds to the value $2^{12} = 4096$.



Example for a wake up at 12h

For the module to wake up at 0 hour, 6 hours, and 12 hours, you must set the 0, 6, and 12 bits to 1, which corresponds to the value $2^0 + 2^6 + 2^{12} = 1 + 64 + 4096 = 4161$



$$1 + 64 + 4096 = 4161$$

Example for wake ups at 0, 6, and 12h

Variables can be combined. For a wake up to happen every day at 6h05, 6h10, 12h05, and 12h10, you must set the hours to $2^6 + 2^{12} = 4060$, minutes to 2^5 and $2^{10} = 1056$. Variables remaining at the zero value are ignored.

Hours

0	1	2	3	4	5	6	7	8	9	10	11	12
1	2	4	8	16	32	64	128	256	512	1024	2048	4096

$$64 + 4096 = 4060$$

Minutes

0	1	2	3	4	5	6	7	8	9	10	11	12
1	2	4	8	16	32	64	128	256	512	1024	2048	4096

$$32 + 1024 = 1056$$

Example for wake ups at 6H05, 6h10, 12h05, and 12h10

Note that if you want to program a wake up at 6h05 and 12h10, but not at 6h10 and 12h05, you need to use two distinct *wakeUpSchedule* functions.

This paradigm allows you to schedule complex wake ups. Thus, to program a wake up every first Tuesday of the month, you must set to 1 bit 1 of the days of the week and the first seven bits of the days of the month.

Day in the week

Mon	Tue	Wed	Thu	Fri	Sat	Sun
1	2	4	8	16	32	64

2

Day in the month

1	2	3	4	5	6	7	8	9	10	11	12	13	14
1	2	4	8	16	32	64	128	256	512	1024	2048	4096	81

$$1 + 2 + 4 + 8 + 16 + 32 + 64 = 127$$

Example for a wake up every first Tuesday of the month

Some programming languages, among which JavaScript, do not support 64 bit integers. This is an issue for encoding minutes. Therefore, minutes are available both through a 64 bit integer *minutes* and two 32 bit integers *minutesA* and *minutesB*. These 32 bit integers are supposed to be available in any current programming language.

MinutesA

0	1	2	3	4	5	6	7	8	9	10	11	12	13	14
15	16	17	18	19	20	21	22	23	24	25	26	27	28	29

MinutesB

30	31	32	33	34	35	36	37	38	39	40	41	42	43	44
45	46	47	48	49	50	51	52	53	54	55	56	57	58	59

Minutes are also available in the shape of two 32 bit integers

The *wakeUpSchedule* function includes an additional variable to define the duration, in seconds, during which the module stays awake after a wake up. If this variable is set to zero, the modules stays awake.

The YoctoHub-Wireless-g includes two *wakeUpSchedule* functions, enabling you to program up to two independent wake up types.

10. Personalizing the web interface

Your YoctoHub-Wireless-g contains a small embedded file system, allowing it to store personalized files for its own use. You can manipulate the file system thanks to the *yocto_files* library. You can store there the files you want to. If need be, you can store a web application enabling you to manage modules connected to your YoctoHub-Wireless-g.

10.1. Using the file system

Interactive use

The YoctoHub-Wireless-g web interface provides a succinct interface to manipulate the content of the file system: simply click the *configuration* button corresponding to your module in the hub interface, then the *manage files* button. The files are listed and you can view them, erase them, or add new ones (downloads).

Because of its small size, the file system does not have an explicit concept of directories. You can nevertheless use the slash sign "/" inside file names to sort them as if they were in directories.

Programmed use

Use the *yocto_files* library to manage the file system. Basic functions are available:

- *upload* creates a new file on the module, with a content that you provide;
- *get_list* lists the files on the module, including their content size and CRC32;
- *download* retrieves in a variable the content of a file present on the module;
- *remove* erases a file from the module;
- *format* resets the file system to an empty, not fragmented state.

A piece of software using a well designed file system should always start by making sure that all the files necessary for its working are available on the module and, if needed, upload them on the module. We can thus transparently manage software updates and application deployment on new modules. To make file versions easier to detect, the *get_list* method returns for each file a 32 bit signature called CRC (Cyclic Redundancy Check) which identifies in a reliable manner the file content. Thus, if the file CRC corresponds, there is less than one chance over 4 billions that the content is not the correct one. You can even compute in advance in your software the CRC of the content you want, and therefore check it without having to download the files. The CRC function used by the Yoctopuce file system is the same as Ethernet, Gzip, PNG, etc. Its characteristic value for the nine character string "123456789" is 0xCBf43926.

HTTP use

You can access the files that you have downloaded on your YoctoHub-Wireless-g by HTTP at the root of the module (at the same level as the REST API). This allows you to load personalized HTML and Javascript interface pages, for example. You cannot, however, replace the content of a file preloaded on the module, you can only add new ones.

UI and optimisation

Since you can store files on the hub file system, you can easily build a web application to control the devices connected to the hub and store it directly on the hub. This is a very convenient way to build system remote controlled by tablets or smart phones. However the web server embedded in the hub have limited connectivity capabilities: only a few number of sockets can be opened at the same time. Since most web browsers tend to open as many connection as they can to load all elements in a web page, this might lead to very long loading time. To prevent this, try to keep your UI pages as compact as possible by embedding the javascript, CSS code and if possible, images in base64 code.

10.2. Limitations

The file system embedded on your YoctoHub-Wireless-g has some technical limitations:

- Its maximal storage space is 3.5Mo, allocated in blocks enabling to store up to about 800 files.
- Erasing a file does not necessarily immediately free all the space used by the file. The non freed space is completely reused if you create a new file with the same name, but not necessarily if you create files with a distinct name each time. For this reason, it is not recommended to automatically create files with distinct names.
- You can recover the complete non freed space with the *format* command which frees all the files.
- Each firmware update implicitly provokes a complete reformatting of the file system.
- As all flash memories, the memory used to store the files has a life of about 100'000 erasing cycles. It is enough, but it is not infinite. Make sure that you do not write and erase files uselessly and very quickly in a loop, or you may destroy your module.

11. High-level API Reference

This chapter summarizes the high-level API functions to drive your YoctoHub-Wireless-g. Syntax and exact type names may vary from one language to another, but, unless otherwise stated, all the functions are available in every language. For detailed information regarding the types of arguments and return values for a given language, refer to the definition file for this language (`yocto_api.*` as well as the other `yocto_*` files that define the function interfaces).

For languages which support exceptions, all of these functions throw exceptions in case of error by default, rather than returning the documented error value for each function. This is by design, to facilitate debugging. It is however possible to disable the use of exceptions using the `yDisableExceptions()` function, in case you prefer to work with functions that return error values.

This chapter does not explain Yoctopuce programming concepts, in order to stay as concise as possible. You will find more details in the documentation of the devices you plan to connect to your YoctoHub-Wireless-g.

11.1. Yocto-hub port interface

The YHubPort class provides control over the power supply for every port on a YoctoHub, for instance using a YoctoHub-Ethernet, a YoctoHub-Wireless-g, a YoctoHub-Shield or a YoctoHub-GSM-3G-NA. It provide information about the device connected to it. The logical name of a YHubPort is always automatically set to the unique serial number of the Yoctopuce device connected to it.

In order to use the functions described here, you should include:

es	in HTML: <code><script src="../../lib/yocto_hubport.js"></script></code> in node.js: <code>require('yoctolib-es2017/yocto_hubport.js');</code>
js	<code><script type='text/javascript' src='yocto_hubport.js'></script></code>
cpp	<code>#include "yocto_hubport.h"</code>
m	<code>#import "yocto_hubport.h"</code>
pas	<code>uses yocto_hubport;</code>
vb	<code>yocto_hubport.vb</code>
cs	<code>yocto_hubport_proxy.cs</code>
java	<code>import com.yoctopuce.YoctoAPI.YHubPort;</code>
uwp	<code>import com.yoctopuce.YoctoAPI.YHubPort;</code>
py	<code>from yocto_hubport import *</code>
php	<code>require_once('yocto_hubport.php');</code>
vi	<code>YHubPort.vi</code>

Global functions

yFindHubPort(func)

Retrieves a Yocto-hub port for a given identifier.

yFindHubPortInContext(yctx, func)

Retrieves a Yocto-hub port for a given identifier in a YAPI context.

yFirstHubPort()

Starts the enumeration of Yocto-hub ports currently accessible.

yFirstHubPortInContext(yctx)

Starts the enumeration of Yocto-hub ports currently accessible.

YHubPort methods

hubport→clearCache()

Invalidates the cache.

hubport→describe()

Returns a short text that describes unambiguously the instance of the Yocto-hub port in the form `TYPE (NAME) =SERIAL . FUNCTIONID`.

hubport→get_advertisedValue()

Returns the current value of the Yocto-hub port (no more than 6 characters).

hubport→get_baudRate()

Returns the current baud rate used by this Yocto-hub port, in kbps.

hubport→get_enabled()

Returns true if the Yocto-hub port is powered, false otherwise.

hubport→get_errorMessage()

Returns the error message of the latest error with the Yocto-hub port.

hubport→get_errorType()

Returns the numerical error code of the latest error with the Yocto-hub port.

hubport→get_friendlyName()

Returns a global identifier of the Yocto-hub port in the format `MODULE_NAME . FUNCTION_NAME`.

hubport→get_functionDescriptor()

Returns a unique identifier of type `YFUN_DESCR` corresponding to the function.

hubport→get_functionId()

Returns the hardware identifier of the Yocto-hub port, without reference to the module.

hubport→get_hardwareId()

Returns the unique hardware identifier of the Yocto-hub port in the form `SERIAL . FUNCTIONID`.

hubport→get_logicalName()

Returns the logical name of the Yocto-hub port.

hubport→get_module()

Gets the `YModule` object for the device on which the function is located.

hubport→get_module_async(callback, context)

Gets the `YModule` object for the device on which the function is located (asynchronous version).

hubport→get_portState()

Returns the current state of the Yocto-hub port.

hubport→get_serialNumber()

Returns the serial number of the module, as set by the factory.

hubport→get_userData()

Returns the value of the `userData` attribute, as previously stored using method `set_userData`.

hubport→isOnline()

Checks if the Yocto-hub port is currently reachable, without raising any error.

hubport→isOnline_async(callback, context)

Checks if the Yocto-hub port is currently reachable, without raising any error (asynchronous version).

hubport→isReadOnly()

Test if the function is `readOnly`.

hubport→load(msValidity)

Preloads the Yocto-hub port cache with a specified validity duration.

hubport→loadAttribute(attrName)

Returns the current value of a single function attribute, as a text string, as quickly as possible but without using the cached value.

hubport→load_async(msValidity, callback, context)

Preloads the Yocto-hub port cache with a specified validity duration (asynchronous version).

hubport→muteValueCallbacks()

Disables the propagation of every new advertised value to the parent hub.

hubport→nextHubPort()

Continues the enumeration of Yocto-hub ports started using `yFirstHubPort()`.

hubport→registerValueCallback(callback)

Registers the callback function that is invoked on every change of advertised value.

hubport→set_enabled(newval)

Changes the activation of the Yocto-hub port.

hubport→set_logicalName(newval)

Changes the logical name of the Yocto-hub port.

hubport→set_userData(data)

Stores a user context provided as argument in the `userData` attribute of the function.

hubport→unmuteValueCallbacks()

Re-enables the propagation of every new advertised value to the parent hub.

hubport→wait_async(callback, context)

Waits for all pending asynchronous commands on the module to complete, and invoke the user-provided callback function.

YHubPort.FindHubPort() yFindHubPort()

YHubPort

Retrieves a Yocto-hub port for a given identifier.

js	function yFindHubPort (func)
cpp	YHubPort* yFindHubPort (string func)
m	+(YHubPort*) FindHubPort : (NSString*) func
pas	function yFindHubPort (func : string): TYHubPort
vb	function yFindHubPort (ByVal func As String) As YHubPort
cs	static YHubPort FindHubPort (string func)
java	static YHubPort FindHubPort (String func)
uwp	static YHubPort FindHubPort (string func)
py	FindHubPort (func)
php	function yFindHubPort (\$func)
es	static FindHubPort (func)

The identifier can be specified using several formats:

- FunctionLogicalName
- ModuleSerialNumber.FunctionIdentifier
- ModuleSerialNumber.FunctionLogicalName
- ModuleLogicalName.FunctionIdentifier
- ModuleLogicalName.FunctionLogicalName

This function does not require that the Yocto-hub port is online at the time it is invoked. The returned object is nevertheless valid. Use the method `YHubPort.isOnline()` to test if the Yocto-hub port is indeed online at a given time. In case of ambiguity when looking for a Yocto-hub port by logical name, no error is notified: the first instance found is returned. The search is performed first by hardware name, then by logical name.

If a call to this object's `is_online()` method returns `FALSE` although you are certain that the matching device is plugged, make sure that you did call `registerHub()` at application initialization time.

Parameters :

func a string that uniquely characterizes the Yocto-hub port, for instance `YHUBETH1.hubPort1`.

Returns :

a `YHubPort` object allowing you to drive the Yocto-hub port.

YHubPort.FindHubPortInContext() yFindHubPortInContext()

YHubPort

Retrieves a Yocto-hub port for a given identifier in a YAPI context.

```
java static YHubPort FindHubPortInContext( YAPIContext yctx, String func)
uwp static YHubPort FindHubPortInContext( YAPIContext yctx, string func)
es static FindHubPortInContext( yctx, func)
```

The identifier can be specified using several formats:

- FunctionLogicalName
- ModuleSerialNumber.FunctionIdentifier
- ModuleSerialNumber.FunctionLogicalName
- ModuleLogicalName.FunctionIdentifier
- ModuleLogicalName.FunctionLogicalName

This function does not require that the Yocto-hub port is online at the time it is invoked. The returned object is nevertheless valid. Use the method `YHubPort.isOnline()` to test if the Yocto-hub port is indeed online at a given time. In case of ambiguity when looking for a Yocto-hub port by logical name, no error is notified: the first instance found is returned. The search is performed first by hardware name, then by logical name.

Parameters :

yctx a YAPI context

func a string that uniquely characterizes the Yocto-hub port, for instance `YHUBETH1.hubPort1`.

Returns :

a `YHubPort` object allowing you to drive the Yocto-hub port.

YHubPort.FirstHubPort() yFirstHubPort()

YHubPort

Starts the enumeration of Yocto-hub ports currently accessible.

js	function yFirstHubPort ()
cpp	YHubPort* yFirstHubPort ()
m	+(YHubPort*) FirstHubPort
pas	function yFirstHubPort (): TYHubPort
vb	function yFirstHubPort () As YHubPort
cs	static YHubPort FirstHubPort ()
java	static YHubPort FirstHubPort ()
uwp	static YHubPort FirstHubPort ()
py	FirstHubPort ()
php	function yFirstHubPort ()
es	static FirstHubPort ()

Use the method `YHubPort.nextHubPort()` to iterate on next Yocto-hub ports.

Returns :

a pointer to a `YHubPort` object, corresponding to the first Yocto-hub port currently online, or a `null` pointer if there are none.

YHubPort.FirstHubPortInContext() yFirstHubPortInContext()

YHubPort

Starts the enumeration of Yocto-hub ports currently accessible.

java	static YHubPort FirstHubPortInContext (YAPIContext yctx)
uwp	static YHubPort FirstHubPortInContext (YAPIContext yctx)
es	static FirstHubPortInContext (yctx)

Use the method `YHubPort.nextHubPort()` to iterate on next Yocto-hub ports.

Parameters :

yctx a YAPI context.

Returns :

a pointer to a `YHubPort` object, corresponding to the first Yocto-hub port currently online, or a `null` pointer if there are none.

hubport→clearCache()**YHubPort**

Invalidates the cache.

js	function clearCache ()
cpp	void clearCache ()
m	-(void) clearCache
pas	procedure clearCache ()
vb	procedure clearCache ()
cs	void clearCache ()
java	void clearCache ()
py	clearCache ()
php	function clearCache ()
es	async clearCache ()

Invalidates the cache of the Yocto-hub port attributes. Forces the next call to `get_xxx()` or `loadxxx()` to use values that come from the device.

hubport→describe()**YHubPort**

Returns a short text that describes unambiguously the instance of the Yocto-hub port in the form `TYPE (NAME) = SERIAL . FUNCTIONID`.

js	function describe ()
cpp	string describe ()
m	-(NSString*) describe
pas	function describe (): string
vb	function describe () As String
cs	string describe ()
java	String describe ()
py	describe ()
php	function describe ()
es	async describe ()

More precisely, `TYPE` is the type of the function, `NAME` it the name used for the first access to the function, `SERIAL` is the serial number of the module if the module is connected or "unresolved", and `FUNCTIONID` is the hardware identifier of the function if the module is connected. For example, this method returns `Relay(MyCustomName.relay1)=RELAYLO1-123456.relay1` if the module is already connected or `Relay(BadCustomeName.relay1)=unresolved` if the module has not yet been connected. This method does not trigger any USB or TCP transaction and can therefore be used in a debugger.

Returns :

a string that describes the Yocto-hub port (ex:
`Relay(MyCustomName.relay1)=RELAYLO1-123456.relay1`)

hubport→get_advertisedValue()**YHubPort****hubport→advertisedValue()**

Returns the current value of the Yocto-hub port (no more than 6 characters).

js	function get_advertisedValue ()
cpp	string get_advertisedValue ()
m	-(NSString*) advertisedValue
pas	function get_advertisedValue (): string
vb	function get_advertisedValue () As String
cs	string get_advertisedValue ()
java	String get_advertisedValue ()
uwp	async Task<string> get_advertisedValue ()
py	get_advertisedValue ()
php	function get_advertisedValue ()
es	async get_advertisedValue ()
cmd	YHubPort target get_advertisedValue

Returns :

a string corresponding to the current value of the Yocto-hub port (no more than 6 characters).

On failure, throws an exception or returns Y_ADVERTISEDVALUE_INVALID.

hubport→get_baudRate()**YHubPort****hubport→baudRate()**

Returns the current baud rate used by this Yocto-hub port, in kbps.

js	function get_baudRate ()
cpp	int get_baudRate ()
m	-(int) baudRate
pas	function get_baudRate (): LongInt
vb	function get_baudRate () As Integer
cs	int get_baudRate ()
java	int get_baudRate ()
uwp	async Task<int> get_baudRate ()
py	get_baudRate ()
php	function get_baudRate ()
es	async get_baudRate ()
cmd	YHubPort target get_baudRate

The default value is 1000 kbps, but a slower rate may be used if communication problems are encountered.

Returns :

an integer corresponding to the current baud rate used by this Yocto-hub port, in kbps

On failure, throws an exception or returns Y_BAUDRATE_INVALID.

hubport→get_enabled()**YHubPort****hubport→enabled()**

Returns true if the Yocto-hub port is powered, false otherwise.

js	function get_enabled ()
cpp	Y_ENABLED_enum get_enabled ()
m	-(Y_ENABLED_enum) enabled
pas	function get_enabled (): Integer
vb	function get_enabled () As Integer
cs	int get_enabled ()
java	int get_enabled ()
uwp	async Task<int> get_enabled ()
py	get_enabled ()
php	function get_enabled ()
es	async get_enabled ()
cmd	YHubPort target get_enabled

Returns :

either Y_ENABLED_FALSE or Y_ENABLED_TRUE, according to true if the Yocto-hub port is powered, false otherwise

On failure, throws an exception or returns Y_ENABLED_INVALID.

hubport→**get_errorMessage()****YHubPort****hubport**→**errorMessage()**

Returns the error message of the latest error with the Yocto-hub port.

js	function get_errorMessage ()
cpp	string get_errorMessage ()
m	-(NSString*) errorMessage
pas	function get_errorMessage (): string
vb	function get_errorMessage () As String
cs	string get_errorMessage ()
java	String get_errorMessage ()
py	get_errorMessage ()
php	function get_errorMessage ()
es	get_errorMessage ()

This method is mostly useful when using the Yoctopuce library with exceptions disabled.

Returns :

a string corresponding to the latest error message that occurred while using the Yocto-hub port object

hubport→get_errorType()**YHubPort****hubport→errorType()**

Returns the numerical error code of the latest error with the Yocto-hub port.

js	function get_errorType ()
cpp	YRETCODE get_errorType ()
m	-(YRETCODE) errorType
pas	function get_errorType (): YRETCODE
vb	function get_errorType () As YRETCODE
cs	YRETCODE get_errorType ()
java	int get_errorType ()
py	get_errorType ()
php	function get_errorType ()
es	get_errorType ()

This method is mostly useful when using the Yoctopuce library with exceptions disabled.

Returns :

a number corresponding to the code of the latest error that occurred while using the Yocto-hub port object

hubport→**get_friendlyName()****YHubPort****hubport**→**friendlyName()**

Returns a global identifier of the Yocto-hub port in the format `MODULE_NAME.FUNCTION_NAME`.

js	function get_friendlyName ()
cpp	string get_friendlyName ()
m	-(NSString*) friendlyName
cs	string get_friendlyName ()
java	String get_friendlyName ()
py	get_friendlyName ()
php	function get_friendlyName ()
es	async get_friendlyName ()

The returned string uses the logical names of the module and of the Yocto-hub port if they are defined, otherwise the serial number of the module and the hardware identifier of the Yocto-hub port (for example: `MyCustomName.relay1`)

Returns :

a string that uniquely identifies the Yocto-hub port using logical names (ex: `MyCustomName.relay1`)

On failure, throws an exception or returns `Y_FRIENDLYNAME_INVALID`.

hubport→get_functionDescriptor()**YHubPort****hubport→functionDescriptor()**

Returns a unique identifier of type YFUN_DESCR corresponding to the function.

js	function get_functionDescriptor ()
cpp	YFUN_DESCR get_functionDescriptor ()
m	-(YFUN_DESCR) functionDescriptor
pas	function get_functionDescriptor (): YFUN_DESCR
vb	function get_functionDescriptor () As YFUN_DESCR
cs	YFUN_DESCR get_functionDescriptor ()
java	String get_functionDescriptor ()
py	get_functionDescriptor ()
php	function get_functionDescriptor ()
es	async get_functionDescriptor ()

This identifier can be used to test if two instances of YFunction reference the same physical function on the same physical device.

Returns :

an identifier of type YFUN_DESCR.

If the function has never been contacted, the returned value is Y_FUNCTIONDESCRIPTOR_INVALID.

hubport→**get_functionId()****YHubPort****hubport**→**functionId()**

Returns the hardware identifier of the Yocto-hub port, without reference to the module.

js	function get_functionId ()
c++	string get_functionId ()
m	-(NSString*) functionId
vb	function get_functionId () As String
cs	string get_functionId ()
java	String get_functionId ()
py	get_functionId ()
php	function get_functionId ()
es	async get_functionId ()

For example `relay1`

Returns :

a string that identifies the Yocto-hub port (ex: `relay1`)

On failure, throws an exception or returns `Y_FUNCTIONID_INVALID`.

hubport→get_hardwareId()**YHubPort****hubport→hardwareId()**

Returns the unique hardware identifier of the Yocto-hub port in the form `SERIAL.FUNCTIONID`.

js	function get_hardwareId ()
cpp	string get_hardwareId ()
m	-(NSString*) hardwareId
vb	function get_hardwareId () As String
cs	string get_hardwareId ()
java	String get_hardwareId ()
py	get_hardwareId ()
php	function get_hardwareId ()
es	async get_hardwareId ()

The unique hardware identifier is composed of the device serial number and of the hardware identifier of the Yocto-hub port (for example `RELAYLO1-123456.relay1`).

Returns :

a string that uniquely identifies the Yocto-hub port (ex: `RELAYLO1-123456.relay1`)

On failure, throws an exception or returns `Y_HARDWAREID_INVALID`.

hubport→**get_logicalName()****YHubPort****hubport**→**logicalName()**

Returns the logical name of the Yocto-hub port.

js	function get_logicalName ()
cpp	string get_logicalName ()
m	-(NSString*) logicalName
pas	function get_logicalName (): string
vb	function get_logicalName () As String
cs	string get_logicalName ()
java	String get_logicalName ()
uwp	async Task<string> get_logicalName ()
py	get_logicalName ()
php	function get_logicalName ()
es	async get_logicalName ()
cmd	YHubPort target get_logicalName

Returns :

a string corresponding to the logical name of the Yocto-hub port.

On failure, throws an exception or returns Y_LOGICALNAME_INVALID.

hubport→get_module()**YHubPort****hubport→module()**

Gets the YModule object for the device on which the function is located.

js	function get_module ()
cpp	YModule * get_module ()
m	-(YModule*) module
pas	function get_module (): TYModule
vb	function get_module () As YModule
cs	YModule get_module ()
java	YModule get_module ()
py	get_module ()
php	function get_module ()
es	async get_module ()

If the function cannot be located on any module, the returned instance of YModule is not shown as on-line.

Returns :

an instance of YModule

hubport→**get_module_async()****YHubPort****hubport**→**module_async()**

Gets the `YModule` object for the device on which the function is located (asynchronous version).

```
js function get_module_async( callback, context)
```

If the function cannot be located on any module, the returned `YModule` object does not show as on-line.

This asynchronous version exists only in JavaScript. It uses a callback instead of a return value in order to avoid blocking Firefox JavaScript VM that does not implement context switching during blocking I/O calls. See the documentation section on asynchronous JavaScript calls for more details.

Parameters :

callback callback function that is invoked when the result is known. The callback function receives three arguments: the caller-specific context object, the receiving function object and the requested `YModule` object

context caller-specific object that is passed as-is to the callback function

Returns :

nothing : the result is provided to the callback.

hubport→get_portState()**YHubPort****hubport→portState()**

Returns the current state of the Yocto-hub port.

js	function get_portState ()
cpp	Y_PORTSTATE_enum get_portState ()
m	-(Y_PORTSTATE_enum) portState
pas	function get_portState (): Integer
vb	function get_portState () As Integer
cs	int get_portState ()
java	int get_portState ()
uwp	async Task<int> get_portState ()
py	get_portState ()
php	function get_portState ()
es	async get_portState ()
cmd	YHubPort target get_portState

Returns :

a value among Y_PORTSTATE_OFF, Y_PORTSTATE_OVRLD, Y_PORTSTATE_ON, Y_PORTSTATE_RUN and Y_PORTSTATE_PROG corresponding to the current state of the Yocto-hub port

On failure, throws an exception or returns Y_PORTSTATE_INVALID.

hubport→get_serialNumber()**YHubPort****hubport→serialNumber()**

Returns the serial number of the module, as set by the factory.

js	function get_serialNumber ()
cpp	string get_serialNumber ()
m	-(NSString*) serialNumber
pas	function get_serialNumber (): string
vb	function get_serialNumber () As String
cs	string get_serialNumber ()
java	String get_serialNumber ()
uwp	async Task<string> get_serialNumber ()
py	get_serialNumber ()
php	function get_serialNumber ()
es	async get_serialNumber ()
cmd	YHubPort target get_serialNumber

Returns :

a string corresponding to the serial number of the module, as set by the factory.

On failure, throws an exception or returns YModule.SERIALNUMBER_INVALID.

hubport→get_userData()**YHubPort****hubport→userData()**

Returns the value of the userData attribute, as previously stored using method set_userData.

js	function get_userData ()
cpp	void * get_userData ()
m	-(id) userData
pas	function get_userData (): Tobject
vb	function get_userData () As Object
cs	object get_userData ()
java	Object get_userData ()
py	get_userData ()
php	function get_userData ()
es	async get_userData ()

This attribute is never touched directly by the API, and is at disposal of the caller to store a context.

Returns :

the object stored previously by the caller.

hubport→isOnline()**YHubPort**

Checks if the Yocto-hub port is currently reachable, without raising any error.

js	function isOnline ()
cpp	bool isOnline ()
m	-(BOOL) isOnline
pas	function isOnline (): boolean
vb	function isOnline () As Boolean
cs	bool isOnline ()
java	boolean isOnline ()
py	isOnline ()
php	function isOnline ()
es	async isOnline ()

If there is a cached value for the Yocto-hub port in cache, that has not yet expired, the device is considered reachable. No exception is raised if there is an error while trying to contact the device hosting the Yocto-hub port.

Returns :

`true` if the Yocto-hub port can be reached, and `false` otherwise

hubport→isOnline_async()**YHubPort**

Checks if the Yocto-hub port is currently reachable, without raising any error (asynchronous version).

```
js function isOnline_async( callback, context)
```

If there is a cached value for the Yocto-hub port in cache, that has not yet expired, the device is considered reachable. No exception is raised if there is an error while trying to contact the device hosting the requested function.

This asynchronous version exists only in Javascript. It uses a callback instead of a return value in order to avoid blocking the Javascript virtual machine.

Parameters :

- callback** callback function that is invoked when the result is known. The callback function receives three arguments: the caller-specific context object, the receiving function object and the boolean result
- context** caller-specific object that is passed as-is to the callback function

Returns :

nothing : the result is provided to the callback.

hubport→isReadOnly()**YHubPort**

Test if the function is readOnly.

cpp	<code>bool isReadOnly()</code>
m	<code>-(bool) isReadOnly</code>
pas	<code>function isReadOnly(): boolean</code>
vb	<code>function isReadOnly() As Boolean</code>
cs	<code>bool isReadOnly()</code>
java	<code>boolean isReadOnly()</code>
uwp	<code>async Task<bool> isReadOnly()</code>
py	<code>isReadOnly()</code>
php	<code>function isReadOnly()</code>
es	<code>async isReadOnly()</code>
cmd	<code>YHubPort target isReadOnly</code>

Return `true` if the function is write protected or that the function is not available.

Returns :

`true` if the function is readOnly or not online.

hubport→load()**YHubPort**

Preloads the Yocto-hub port cache with a specified validity duration.

js	function load (msValidity)
cpp	YRETCODE load (int msValidity)
m	-(YRETCODE) load : (u64) msValidity
pas	function load (msValidity : u64): YRETCODE
vb	function load (ByVal msValidity As Long) As YRETCODE
cs	YRETCODE load (ulong msValidity)
java	int load (long msValidity)
py	load (msValidity)
php	function load (\$msValidity)
es	async load (msValidity)

By default, whenever accessing a device, all function attributes are kept in cache for the standard duration (5 ms). This method can be used to temporarily mark the cache as valid for a longer period, in order to reduce network traffic for instance.

Parameters :

msValidity an integer corresponding to the validity attributed to the loaded function parameters, in milliseconds

Returns :

YAPI_SUCCESS when the call succeeds.

On failure, throws an exception or returns a negative error code.

hubport→loadAttribute()**YHubPort**

Returns the current value of a single function attribute, as a text string, as quickly as possible but without using the cached value.

js	function loadAttribute (attrName)
cpp	string loadAttribute (string attrName)
m	-(NSString*) loadAttribute : (NSString*) attrName
pas	function loadAttribute (attrName : string): string
vb	function loadAttribute () As String
cs	string loadAttribute (string attrName)
java	String loadAttribute (String attrName)
uwp	async Task<string> loadAttribute (string attrName)
py	loadAttribute (attrName)
php	function loadAttribute (\$attrName)
es	async loadAttribute (attrName)

Parameters :

attrName the name of the requested attribute

Returns :

a string with the value of the the attribute

On failure, throws an exception or returns an empty string.

hubport→load_async()**YHubPort**

Preloads the Yocto-hub port cache with a specified validity duration (asynchronous version).

```
js function load_async( msValidity, callback, context)
```

By default, whenever accessing a device, all function attributes are kept in cache for the standard duration (5 ms). This method can be used to temporarily mark the cache as valid for a longer period, in order to reduce network traffic for instance.

This asynchronous version exists only in JavaScript. It uses a callback instead of a return value in order to avoid blocking the JavaScript virtual machine.

Parameters :

- msValidity** an integer corresponding to the validity of the loaded function parameters, in milliseconds
- callback** callback function that is invoked when the result is known. The callback function receives three arguments: the caller-specific context object, the receiving function object and the error code (or YAPI_SUCCESS)
- context** caller-specific object that is passed as-is to the callback function

Returns :

nothing : the result is provided to the callback.

hubport→muteValueCallbacks()**YHubPort**

Disables the propagation of every new advertised value to the parent hub.

js	function muteValueCallbacks ()
cpp	int muteValueCallbacks ()
m	-(int) muteValueCallbacks
pas	function muteValueCallbacks (): LongInt
vb	function muteValueCallbacks () As Integer
cs	int muteValueCallbacks ()
java	int muteValueCallbacks ()
uwp	async Task<int> muteValueCallbacks ()
py	muteValueCallbacks ()
php	function muteValueCallbacks ()
es	async muteValueCallbacks ()
cmd	YHubPort target muteValueCallbacks

You can use this function to save bandwidth and CPU on computers with limited resources, or to prevent unwanted invocations of the HTTP callback. Remember to call the `saveToFlash()` method of the module if the modification must be kept.

Returns :

YAPI_SUCCESS when the call succeeds.

On failure, throws an exception or returns a negative error code.

hubport→nextHubPort()**YHubPort**

Continues the enumeration of Yocto-hub ports started using `yFirstHubPort()`.

js	function nextHubPort ()
cpp	YHubPort * nextHubPort ()
m	-(YHubPort*) nextHubPort
pas	function nextHubPort (): TYHubPort
vb	function nextHubPort () As YHubPort
cs	YHubPort nextHubPort ()
java	YHubPort nextHubPort ()
uwp	YHubPort nextHubPort ()
py	nextHubPort ()
php	function nextHubPort ()
es	nextHubPort ()

Caution: You can't make any assumption about the returned Yocto-hub ports order. If you want to find a specific a Yocto-hub port, use `HubPort.findHubPort()` and a `hardwareID` or a logical name.

Returns :

a pointer to a `YHubPort` object, corresponding to a Yocto-hub port currently online, or a `null` pointer if there are no more Yocto-hub ports to enumerate.

hubport→registerValueCallback()**YHubPort**

Registers the callback function that is invoked on every change of advertised value.

js	function registerValueCallback (callback)
c++	int registerValueCallback (YHubPortValueCallback callback)
m	-(int) registerValueCallback : (YHubPortValueCallback) callback
pas	function registerValueCallback (callback : TYHubPortValueCallback): LongInt
vb	function registerValueCallback () As Integer
cs	int registerValueCallback (ValueCallback callback)
java	int registerValueCallback (UpdateCallback callback)
uwp	async Task<int> registerValueCallback (ValueCallback callback)
py	registerValueCallback (callback)
php	function registerValueCallback (\$callback)
es	async registerValueCallback (callback)

The callback is invoked only during the execution of `ySleep` or `yHandleEvents`. This provides control over the time when the callback is triggered. For good responsiveness, remember to call one of these two functions periodically. To unregister a callback, pass a null pointer as argument.

Parameters :

callback the callback function to call, or a null pointer. The callback function should take two arguments: the function object of which the value has changed, and the character string describing the new advertised value.

hubport→set_enabled()**YHubPort****hubport→setEnabled()**

Changes the activation of the Yocto-hub port.

js	function set_enabled (newval)
cpp	int set_enabled (Y_ENABLED_enum newval)
m	-(int) setEnabled : (Y_ENABLED_enum) newval
pas	function set_enabled (newval : Integer): integer
vb	function set_enabled (ByVal newval As Integer) As Integer
cs	int set_enabled (int newval)
java	int set_enabled (int newval)
uwp	async Task<int> set_enabled (int newval)
py	set_enabled (newval)
php	function set_enabled (\$newval)
es	async set_enabled (newval)
cmd	YHubPort target set_enabled newval

If the port is enabled, the connected module is powered. Otherwise, port power is shut down.

Parameters :

newval either Y_ENABLED_FALSE or Y_ENABLED_TRUE, according to the activation of the Yocto-hub port

Returns :

YAPI_SUCCESS if the call succeeds.

On failure, throws an exception or returns a negative error code.

hubport→set_logicalName()**YHubPort****hubport→setLogicalName()**

Changes the logical name of the Yocto-hub port.

js	function set_logicalName (newval)
c++	int set_logicalName (const string& newval)
m	-(int) setLogicalName : (NSString*) newval
pas	function set_logicalName (newval : string): integer
vb	function set_logicalName (ByVal newval As String) As Integer
cs	int set_logicalName (string newval)
java	int set_logicalName (String newval)
uwp	async Task<int> set_logicalName (string newval)
py	set_logicalName (newval)
php	function set_logicalName (\$ newval)
es	async set_logicalName (newval)
cmd	YHubPort target set_logicalName newval

You can use `yCheckLogicalName()` prior to this call to make sure that your parameter is valid. Remember to call the `saveToFlash()` method of the module if the modification must be kept.

Parameters :

newval a string corresponding to the logical name of the Yocto-hub port.

Returns :

YAPI_SUCCESS if the call succeeds.

On failure, throws an exception or returns a negative error code.

hubport→set_userData()**YHubPort****hubport→setUserData()**

Stores a user context provided as argument in the userData attribute of the function.

js	function set_userData (data)
cpp	void set_userData (void* data)
m	-(void) setUserData : (id) data
pas	procedure set_userData (data : Tobject)
vb	procedure set_userData (ByVal data As Object)
cs	void set_userData (object data)
java	void set_userData (Object data)
py	set_userData (data)
php	function set_userData (\$data)
es	async set_userData (data)

This attribute is never touched by the API, and is at disposal of the caller to store a context.

Parameters :

data any kind of object to be stored

hubport→unmuteValueCallbacks()**YHubPort**

Re-enables the propagation of every new advertised value to the parent hub.

js	function unmuteValueCallbacks ()
cpp	int unmuteValueCallbacks ()
m	-(int) unmuteValueCallbacks
pas	function unmuteValueCallbacks (): LongInt
vb	function unmuteValueCallbacks () As Integer
cs	int unmuteValueCallbacks ()
java	int unmuteValueCallbacks ()
uwp	async Task<int> unmuteValueCallbacks ()
py	unmuteValueCallbacks ()
php	function unmuteValueCallbacks ()
es	async unmuteValueCallbacks ()
cmd	YHubPort target unmuteValueCallbacks

This function reverts the effect of a previous call to `muteValueCallbacks()`. Remember to call the `saveToFlash()` method of the module if the modification must be kept.

Returns :

YAPI_SUCCESS when the call succeeds.

On failure, throws an exception or returns a negative error code.

hubport→wait_async()**YHubPort**

Waits for all pending asynchronous commands on the module to complete, and invoke the user-provided callback function.

```
js function wait_async( callback, context)
```

```
es wait_async( callback, context)
```

The callback function can therefore freely issue synchronous or asynchronous commands, without risking to block the JavaScript VM.

Parameters :

callback callback function that is invoked when all pending commands on the module are completed. The callback function receives two arguments: the caller-specific context object and the receiving function object.

context caller-specific object that is passed as-is to the callback function

Returns :

nothing.

11.2. Wireless function interface

The YWireless class provides control over wireless network parameters and status for devices that are wireless-enabled, for instance using a YoctoHub-Wireless-g, a YoctoHub-Wireless-SR or a YoctoHub-Wireless.

In order to use the functions described here, you should include:

js	<script type='text/javascript' src='yocto_wireless.js'></script>
cpp	#include "yocto_wireless.h"
m	#import "yocto_wireless.h"
pas	uses yocto_wireless;
vb	yocto_wireless.vb
cs	yocto_wireless_proxy.cs
java	import com.yoctopuce.YoctoAPI.YWireless;
uwp	import com.yoctopuce.YoctoAPI.YWireless;
py	from yocto_wireless import *
php	require_once('yocto_wireless.php');
es	in HTML: <script src="../../lib/yocto_wireless.js"></script> in node.js: require('yoctolib-es2017/yocto_wireless.js');
vi	YWireless.vi

Global functions

yFindWireless(func)

Retrieves a wireless lan interface for a given identifier.

yFindWirelessInContext(yctx, func)

Retrieves a wireless lan interface for a given identifier in a YAPI context.

yFirstWireless()

Starts the enumeration of wireless lan interfaces currently accessible.

yFirstWirelessInContext(yctx)

Starts the enumeration of wireless lan interfaces currently accessible.

YWireless methods

wireless→adhocNetwork(ssid, securityKey)

Changes the configuration of the wireless lan interface to create an ad-hoc wireless network, without using an access point.

wireless→clearCache()

Invalidates the cache.

wireless→describe()

Returns a short text that describes unambiguously the instance of the wireless lan interface in the form TYPE (NAME) =SERIAL . FUNCTIONID.

wireless→get_advertisedValue()

Returns the current value of the wireless lan interface (no more than 6 characters).

wireless→get_channel()

Returns the 802.11 channel currently used, or 0 when the selected network has not been found.

wireless→get_detectedWlans()

Returns a list of YWlanRecord objects that describe detected Wireless networks.

wireless→get_errorMessage()

Returns the error message of the latest error with the wireless lan interface.

wireless→get_errorType()

Returns the numerical error code of the latest error with the wireless lan interface.

wireless→get_friendlyName()

Returns a global identifier of the wireless lan interface in the format `MODULE_NAME . FUNCTION_NAME`.

wireless→get_functionDescriptor()

Returns a unique identifier of type `YFUN_DESCR` corresponding to the function.

wireless→get_functionId()

Returns the hardware identifier of the wireless lan interface, without reference to the module.

wireless→get_hardwareId()

Returns the unique hardware identifier of the wireless lan interface in the form `SERIAL . FUNCTIONID`.

wireless→get_linkQuality()

Returns the link quality, expressed in percent.

wireless→get_logicalName()

Returns the logical name of the wireless lan interface.

wireless→get_message()

Returns the latest status message from the wireless interface.

wireless→get_module()

Gets the `YModule` object for the device on which the function is located.

wireless→get_module_async(callback, context)

Gets the `YModule` object for the device on which the function is located (asynchronous version).

wireless→get_security()

Returns the security algorithm used by the selected wireless network.

wireless→get_serialNumber()

Returns the serial number of the module, as set by the factory.

wireless→get_ssid()

Returns the wireless network name (SSID).

wireless→get_userData()

Returns the value of the `userData` attribute, as previously stored using method `set_userData`.

wireless→get_wlanState()

Returns the current state of the wireless interface.

wireless→isOnline()

Checks if the wireless lan interface is currently reachable, without raising any error.

wireless→isOnline_async(callback, context)

Checks if the wireless lan interface is currently reachable, without raising any error (asynchronous version).

wireless→isReadOnly()

Test if the function is `readOnly`.

wireless→joinNetwork(ssid, securityKey)

Changes the configuration of the wireless lan interface to connect to an existing access point (infrastructure mode).

wireless→load(msValidity)

Preloads the wireless lan interface cache with a specified validity duration.

wireless→loadAttribute(attrName)

Returns the current value of a single function attribute, as a text string, as quickly as possible but without using the cached value.

wireless→load_async(msValidity, callback, context)

Preloads the wireless lan interface cache with a specified validity duration (asynchronous version).

wireless→muteValueCallbacks()

Disables the propagation of every new advertised value to the parent hub.

wireless→nextWireless()

Continues the enumeration of wireless lan interfaces started using `yFirstWireless()`.

wireless→registerValueCallback(callback)

Registers the callback function that is invoked on every change of advertised value.

wireless→set_logicalName(newval)

Changes the logical name of the wireless lan interface.

wireless→set_userData(data)

Stores a user context provided as argument in the `userData` attribute of the function.

wireless→softAPNetwork(ssid, securityKey)

Changes the configuration of the wireless lan interface to create a new wireless network by emulating a WiFi access point (Soft AP).

wireless→startWlanScan()

Triggers a scan of the wireless frequency and builds the list of available networks.

wireless→unmuteValueCallbacks()

Re-enables the propagation of every new advertised value to the parent hub.

wireless→wait_async(callback, context)

Waits for all pending asynchronous commands on the module to complete, and invoke the user-provided callback function.

YWireless.FindWireless() yFindWireless()

YWireless

Retrieves a wireless lan interface for a given identifier.

js	function yFindWireless (func)
cpp	YWireless* yFindWireless (string func)
m	+(YWireless*) FindWireless : (NSString*) func
pas	function yFindWireless (func : string): TYWireless
vb	function yFindWireless (ByVal func As String) As YWireless
cs	static YWireless FindWireless (string func)
java	static YWireless FindWireless (String func)
uwp	static YWireless FindWireless (string func)
py	FindWireless (func)
php	function yFindWireless (\$func)
es	static FindWireless (func)

The identifier can be specified using several formats:

- FunctionLogicalName
- ModuleSerialNumber.FunctionIdentifier
- ModuleSerialNumber.FunctionLogicalName
- ModuleLogicalName.FunctionIdentifier
- ModuleLogicalName.FunctionLogicalName

This function does not require that the wireless lan interface is online at the time it is invoked. The returned object is nevertheless valid. Use the method `YWireless.isOnline()` to test if the wireless lan interface is indeed online at a given time. In case of ambiguity when looking for a wireless lan interface by logical name, no error is notified: the first instance found is returned. The search is performed first by hardware name, then by logical name.

If a call to this object's `is_online()` method returns `FALSE` although you are certain that the matching device is plugged, make sure that you did call `registerHub()` at application initialization time.

Parameters :

func a string that uniquely characterizes the wireless lan interface, for instance `YHUBWLN3.wireless`.

Returns :

a `YWireless` object allowing you to drive the wireless lan interface.

YWireless.FindWirelessInContext() yFindWirelessInContext()

YWireless

Retrieves a wireless lan interface for a given identifier in a YAPI context.

```
java static YWireless FindWirelessInContext( YAPIContext yctx, String func)
```

```
uwp static YWireless FindWirelessInContext( YAPIContext yctx, string func)
```

```
es static FindWirelessInContext( yctx, func)
```

The identifier can be specified using several formats:

- FunctionLogicalName
- ModuleSerialNumber.FunctionIdentifier
- ModuleSerialNumber.FunctionLogicalName
- ModuleLogicalName.FunctionIdentifier
- ModuleLogicalName.FunctionLogicalName

This function does not require that the wireless lan interface is online at the time it is invoked. The returned object is nevertheless valid. Use the method `YWireless.isOnline()` to test if the wireless lan interface is indeed online at a given time. In case of ambiguity when looking for a wireless lan interface by logical name, no error is notified: the first instance found is returned. The search is performed first by hardware name, then by logical name.

Parameters :

yctx a YAPI context

func a string that uniquely characterizes the wireless lan interface, for instance `YHUBWLN3.wireless`.

Returns :

a `YWireless` object allowing you to drive the wireless lan interface.

YWireless.FirstWireless() yFirstWireless()

YWireless

Starts the enumeration of wireless lan interfaces currently accessible.

js	function yFirstWireless ()
cpp	YWireless* yFirstWireless ()
m	+(YWireless*) FirstWireless
pas	function yFirstWireless (): TYWireless
vb	function yFirstWireless () As YWireless
cs	static YWireless FirstWireless ()
java	static YWireless FirstWireless ()
uwp	static YWireless FirstWireless ()
py	FirstWireless ()
php	function yFirstWireless ()
es	static FirstWireless ()

Use the method `YWireless.nextWireless()` to iterate on next wireless lan interfaces.

Returns :

a pointer to a `YWireless` object, corresponding to the first wireless lan interface currently online, or a null pointer if there are none.

YWireless.FirstWirelessInContext() yFirstWirelessInContext()

YWireless

Starts the enumeration of wireless lan interfaces currently accessible.

```
java static YWireless FirstWirelessInContext( YAPIContext yctx)
```

```
uwp static YWireless FirstWirelessInContext( YAPIContext yctx)
```

```
es static FirstWirelessInContext( yctx)
```

Use the method `YWireless.nextWireless()` to iterate on next wireless lan interfaces.

Parameters :

`yctx` a YAPI context.

Returns :

a pointer to a `YWireless` object, corresponding to the first wireless lan interface currently online, or a null pointer if there are none.

wireless→adhocNetwork()**YWireless**

Changes the configuration of the wireless lan interface to create an ad-hoc wireless network, without using an access point.

js	function adhocNetwork (ssid , securityKey)
cpp	int adhocNetwork (string ssid , string securityKey)
m	-(int) adhocNetwork : (NSString*) ssid : (NSString*) securityKey
pas	function adhocNetwork (ssid : string, securityKey : string): LongInt
vb	function adhocNetwork () As Integer
cs	int adhocNetwork (string ssid , string securityKey)
java	int adhocNetwork (String ssid , String securityKey)
uwp	async Task<int> adhocNetwork (string ssid , string securityKey)
py	adhocNetwork (ssid , securityKey)
php	function adhocNetwork (\$ssid, \$securityKey)
es	async adhocNetwork (ssid , securityKey)
cmd	YWireless target adhocNetwork ssid securityKey

On the YoctoHub-Wireless-g, it is best to use `softAPNetworkInstead()`, which emulates an access point (Soft AP) which is more efficient and more widely supported than ad-hoc networks.

When a security key is specified for an ad-hoc network, the network is protected by a WEP40 key (5 characters or 10 hexadecimal digits) or WEP128 key (13 characters or 26 hexadecimal digits). It is recommended to use a well-randomized WEP128 key using 26 hexadecimal digits to maximize security. Remember to call the `saveToFlash()` method and then to reboot the module to apply this setting.

Parameters :

- ssid** the name of the network to connect to
- securityKey** the network key, as a character string

Returns :

YAPI_SUCCESS when the call succeeds.

On failure, throws an exception or returns a negative error code.

wireless→clearCache()**YWireless**

Invalidates the cache.

js	function clearCache ()
cpp	void clearCache ()
m	-(void) clearCache
pas	procedure clearCache ()
vb	procedure clearCache ()
cs	void clearCache ()
java	void clearCache ()
py	clearCache ()
php	function clearCache ()
es	async clearCache ()

Invalidates the cache of the wireless lan interface attributes. Forces the next call to `get_xxx()` or `loadxxx()` to use values that come from the device.

wireless→describe()**YWireless**

Returns a short text that describes unambiguously the instance of the wireless lan interface in the form `TYPE (NAME) = SERIAL.FUNCTIONID`.

js	function describe ()
cpp	string describe ()
m	-(NSString*) describe
pas	function describe (): string
vb	function describe () As String
cs	string describe ()
java	String describe ()
py	describe ()
php	function describe ()
es	async describe ()

More precisely, `TYPE` is the type of the function, `NAME` it the name used for the first access to the function, `SERIAL` is the serial number of the module if the module is connected or "unresolved", and `FUNCTIONID` is the hardware identifier of the function if the module is connected. For example, this method returns `Relay(MyCustomName.relay1)=RELAYLO1-123456.relay1` if the module is already connected or `Relay(BadCustomName.relay1)=unresolved` if the module has not yet been connected. This method does not trigger any USB or TCP transaction and can therefore be used in a debugger.

Returns :

a string that describes the wireless lan interface (ex:
`Relay(MyCustomName.relay1)=RELAYLO1-123456.relay1`)

wireless→get_advertisedValue()**YWireless****wireless→advertisedValue()**

Returns the current value of the wireless lan interface (no more than 6 characters).

js	function get_advertisedValue ()
c++	string get_advertisedValue ()
m	-(NSString*) advertisedValue
pas	function get_advertisedValue (): string
vb	function get_advertisedValue () As String
cs	string get_advertisedValue ()
java	String get_advertisedValue ()
uwp	async Task<string> get_advertisedValue ()
py	get_advertisedValue ()
php	function get_advertisedValue ()
es	async get_advertisedValue ()
cmd	YWireless target get_advertisedValue

Returns :

a string corresponding to the current value of the wireless lan interface (no more than 6 characters).

On failure, throws an exception or returns Y_ADVERTISEDVALUE_INVALID.

wireless→get_channel()**YWireless****wireless→channel()**

Returns the 802.11 channel currently used, or 0 when the selected network has not been found.

js	function get_channel ()
cpp	int get_channel ()
m	-(int) channel
pas	function get_channel (): LongInt
vb	function get_channel () As Integer
cs	int get_channel ()
java	int get_channel ()
uwp	async Task<int> get_channel ()
py	get_channel ()
php	function get_channel ()
es	async get_channel ()
cmd	YWireless target get_channel

Returns :

an integer corresponding to the 802.11 channel currently used, or 0 when the selected network has not been found

On failure, throws an exception or returns Y_CHANNEL_INVALID.

wireless→get_detectedWlans()**YWireless****wireless→detectedWlans()**

Returns a list of YWlanRecord objects that describe detected Wireless networks.

js	function get_detectedWlans ()
cpp	vector<YWlanRecord> get_detectedWlans ()
m	-(NSMutableArray*) detectedWlans
pas	function get_detectedWlans (): TYWlanRecordArray
vb	function get_detectedWlans () As List
cs	YWlanRecord[] get_detectedWlans ()
java	ArrayList<YWlanRecord> get_detectedWlans ()
uwp	async Task<List<YWlanRecord>> get_detectedWlans ()
py	get_detectedWlans ()
php	function get_detectedWlans ()
es	async get_detectedWlans ()
cmd	YWireless target get_detectedWlans

This list is not updated when the module is already connected to an access point (infrastructure mode). To force an update of this list, `startWlanScan()` must be called. Note that in languages without garbage collections, the returned list must be freed by the caller.

Returns :

a list of YWlanRecord objects, containing the SSID, channel, link quality and the type of security of the wireless network.

On failure, throws an exception or returns an empty list.

wireless→get_errorMessage()**YWireless****wireless→errorMessage()**

Returns the error message of the latest error with the wireless lan interface.

js	function get_errorMessage ()
cpp	string get_errorMessage ()
m	-(NSString*) errorMessage
pas	function get_errorMessage (): string
vb	function get_errorMessage () As String
cs	string get_errorMessage ()
java	String get_errorMessage ()
py	get_errorMessage ()
php	function get_errorMessage ()
es	get_errorMessage ()

This method is mostly useful when using the Yoctopuce library with exceptions disabled.

Returns :

a string corresponding to the latest error message that occurred while using the wireless lan interface object

wireless→get_errorType()**YWireless****wireless→errorType()**

Returns the numerical error code of the latest error with the wireless lan interface.

js	function get_errorType ()
cpp	YRETCODE get_errorType ()
m	-(YRETCODE) errorType
pas	function get_errorType (): YRETCODE
vb	function get_errorType () As YRETCODE
cs	YRETCODE get_errorType ()
java	int get_errorType ()
py	get_errorType ()
php	function get_errorType ()
es	get_errorType ()

This method is mostly useful when using the Yoctopuce library with exceptions disabled.

Returns :

a number corresponding to the code of the latest error that occurred while using the wireless lan interface object

wireless→get_friendlyName()**YWireless****wireless→friendlyName()**

Returns a global identifier of the wireless lan interface in the format `MODULE_NAME.FUNCTION_NAME`.

js	function get_friendlyName ()
cpp	string get_friendlyName ()
m	-(NSString*) friendlyName
cs	string get_friendlyName ()
java	String get_friendlyName ()
py	get_friendlyName ()
php	function get_friendlyName ()
es	async get_friendlyName ()

The returned string uses the logical names of the module and of the wireless lan interface if they are defined, otherwise the serial number of the module and the hardware identifier of the wireless lan interface (for example: `MyCustomName.relay1`)

Returns :

a string that uniquely identifies the wireless lan interface using logical names (ex: `MyCustomName.relay1`)

On failure, throws an exception or returns `Y_FRIENDLYNAME_INVALID`.

wireless→get_functionDescriptor()**YWireless****wireless→functionDescriptor()**

Returns a unique identifier of type YFUN_DESCR corresponding to the function.

js	function get_functionDescriptor ()
cpp	YFUN_DESCR get_functionDescriptor ()
m	-(YFUN_DESCR) functionDescriptor
pas	function get_functionDescriptor (): YFUN_DESCR
vb	function get_functionDescriptor () As YFUN_DESCR
cs	YFUN_DESCR get_functionDescriptor ()
java	String get_functionDescriptor ()
py	get_functionDescriptor ()
php	function get_functionDescriptor ()
es	async get_functionDescriptor ()

This identifier can be used to test if two instances of YFunction reference the same physical function on the same physical device.

Returns :

an identifier of type YFUN_DESCR.

If the function has never been contacted, the returned value is Y_FUNCTIONDESCRIPTOR_INVALID.

wireless→get_functionId()**YWireless****wireless→functionId()**

Returns the hardware identifier of the wireless lan interface, without reference to the module.

js	function get_functionId ()
cpp	string get_functionId ()
m	-(NSString*) functionId
vb	function get_functionId () As String
cs	string get_functionId ()
java	String get_functionId ()
py	get_functionId ()
php	function get_functionId ()
es	async get_functionId ()

For example `relay1`

Returns :

a string that identifies the wireless lan interface (ex: `relay1`)

On failure, throws an exception or returns `Y_FUNCTIONID_INVALID`.

wireless→get_hardwareId()**YWireless****wireless→hardwareId()**

Returns the unique hardware identifier of the wireless lan interface in the form SERIAL.FUNCTIONID.

js	function get_hardwareId ()
cpp	string get_hardwareId ()
m	-(NSString*) hardwareId
vb	function get_hardwareId () As String
cs	string get_hardwareId ()
java	String get_hardwareId ()
py	get_hardwareId ()
php	function get_hardwareId ()
es	async get_hardwareId ()

The unique hardware identifier is composed of the device serial number and of the hardware identifier of the wireless lan interface (for example RELAYLO1-123456.relay1).

Returns :

a string that uniquely identifies the wireless lan interface (ex: RELAYLO1-123456.relay1)

On failure, throws an exception or returns Y_HARDWAREID_INVALID.

wireless→get_linkQuality()**YWireless****wireless→linkQuality()**

Returns the link quality, expressed in percent.

js	function get_linkQuality ()
cpp	int get_linkQuality ()
m	-(int) linkQuality
pas	function get_linkQuality (): LongInt
vb	function get_linkQuality () As Integer
cs	int get_linkQuality ()
java	int get_linkQuality ()
uwp	async Task<int> get_linkQuality ()
py	get_linkQuality ()
php	function get_linkQuality ()
es	async get_linkQuality ()
cmd	YWireless target get_linkQuality

Returns :

an integer corresponding to the link quality, expressed in percent

On failure, throws an exception or returns Y_LINKQUALITY_INVALID.

wireless→get_logicalName()**YWireless****wireless→logicalName()**

Returns the logical name of the wireless lan interface.

js	function get_logicalName ()
cpp	string get_logicalName ()
m	-(NSString*) logicalName
pas	function get_logicalName (): string
vb	function get_logicalName () As String
cs	string get_logicalName ()
java	String get_logicalName ()
uwp	async Task<string> get_logicalName ()
py	get_logicalName ()
php	function get_logicalName ()
es	async get_logicalName ()
cmd	YWireless target get_logicalName

Returns :

a string corresponding to the logical name of the wireless lan interface.

On failure, throws an exception or returns Y_LOGICALNAME_INVALID.

wireless→get_message()**YWireless****wireless→message()**

Returns the latest status message from the wireless interface.

js	function get_message ()
cpp	string get_message ()
m	-(NSString*) message
pas	function get_message (): string
vb	function get_message () As String
cs	string get_message ()
java	String get_message ()
uwp	async Task<string> get_message ()
py	get_message ()
php	function get_message ()
es	async get_message ()
cmd	YWireless target get_message

Returns :

a string corresponding to the latest status message from the wireless interface

On failure, throws an exception or returns Y_MESSAGE_INVALID.

wireless→get_module()**wireless→module()**

Gets the YModule object for the device on which the function is located.

js	function get_module ()
cpp	YModule * get_module ()
m	-(YModule*) module
pas	function get_module (): TModule
vb	function get_module () As YModule
cs	YModule get_module ()
java	YModule get_module ()
py	get_module ()
php	function get_module ()
es	async get_module ()

If the function cannot be located on any module, the returned instance of YModule is not shown as on-line.

Returns :

an instance of YModule

wireless→get_module_async()**YWireless****wireless→module_async()**

Gets the YModule object for the device on which the function is located (asynchronous version).

```
js function get_module_async( callback, context)
```

If the function cannot be located on any module, the returned YModule object does not show as on-line.

This asynchronous version exists only in JavaScript. It uses a callback instead of a return value in order to avoid blocking Firefox JavaScript VM that does not implement context switching during blocking I/O calls. See the documentation section on asynchronous JavaScript calls for more details.

Parameters :

callback callback function that is invoked when the result is known. The callback function receives three arguments: the caller-specific context object, the receiving function object and the requested YModule object

context caller-specific object that is passed as-is to the callback function

Returns :

nothing : the result is provided to the callback.

wireless→get_security()**YWireless****wireless→security()**

Returns the security algorithm used by the selected wireless network.

js	function get_security ()
c++	Y_SECURITY_enum get_security ()
m	-(Y_SECURITY_enum) security
pas	function get_security (): Integer
vb	function get_security () As Integer
cs	int get_security ()
java	int get_security ()
uwp	async Task<int> get_security ()
py	get_security ()
php	function get_security ()
es	async get_security ()
cmd	YWireless target get_security

Returns :

a value among Y_SECURITY_UNKNOWN, Y_SECURITY_OPEN, Y_SECURITY_WEP, Y_SECURITY_WPA and Y_SECURITY_WPA2 corresponding to the security algorithm used by the selected wireless network

On failure, throws an exception or returns Y_SECURITY_INVALID.

wireless→get_serialNumber()**YWireless****wireless→serialNumber()**

Returns the serial number of the module, as set by the factory.

js	function get_serialNumber ()
cpp	string get_serialNumber ()
m	-(NSString*) serialNumber
pas	function get_serialNumber (): string
vb	function get_serialNumber () As String
cs	string get_serialNumber ()
java	String get_serialNumber ()
uwp	async Task<string> get_serialNumber ()
py	get_serialNumber ()
php	function get_serialNumber ()
es	async get_serialNumber ()
cmd	YWireless target get_serialNumber

Returns :

a string corresponding to the serial number of the module, as set by the factory.

On failure, throws an exception or returns YModule.SERIALNUMBER_INVALID.

wireless→get_ssid()**YWireless****wireless→ssid()**

Returns the wireless network name (SSID).

js	function get_ssid ()
cpp	string get_ssid ()
m	-(NSString*) ssid
pas	function get_ssid (): string
vb	function get_ssid () As String
cs	string get_ssid ()
java	String get_ssid ()
uwp	async Task<string> get_ssid ()
py	get_ssid ()
php	function get_ssid ()
es	async get_ssid ()
cmd	YWireless target get_ssid

Returns :

a string corresponding to the wireless network name (SSID)

On failure, throws an exception or returns Y_SSID_INVALID.

wireless→get_userData()**YWireless****wireless→userData()**

Returns the value of the userData attribute, as previously stored using method set_userData.

js	function get_userData ()
cpp	void * get_userData ()
m	-(id) userData
pas	function get_userData (): Tobject
vb	function get_userData () As Object
cs	object get_userData ()
java	Object get_userData ()
py	get_userData ()
php	function get_userData ()
es	async get_userData ()

This attribute is never touched directly by the API, and is at disposal of the caller to store a context.

Returns :

the object stored previously by the caller.

wireless→get_wlanState()**YWireless****wireless→wlanState()**

Returns the current state of the wireless interface.

js	function get_wlanState ()
c++	Y_WLANSTATE_enum get_wlanState ()
m	-(Y_WLANSTATE_enum) wlanState
pas	function get_wlanState (): Integer
vb	function get_wlanState () As Integer
cs	int get_wlanState ()
java	int get_wlanState ()
uwp	async Task<int> get_wlanState ()
py	get_wlanState ()
php	function get_wlanState ()
es	async get_wlanState ()
cmd	YWireless target get_wlanState

The state `Y_WLANSTATE_DOWN` means that the network interface is not connected to a network. The state `Y_WLANSTATE_SCANNING` means that the network interface is scanning available frequencies. During this stage, the device is not reachable, and the network settings are not yet applied. The state `Y_WLANSTATE_CONNECTED` means that the network settings have been successfully applied and that the device is reachable from the wireless network. If the device is configured to use ad-hoc or Soft AP mode, it means that the wireless network is up and that other devices can join the network. The state `Y_WLANSTATE_REJECTED` means that the network interface has not been able to join the requested network. The description of the error can be obtained with the `get_message()` method.

Returns :

a value among `Y_WLANSTATE_DOWN`, `Y_WLANSTATE_SCANNING`, `Y_WLANSTATE_CONNECTED` and `Y_WLANSTATE_REJECTED` corresponding to the current state of the wireless interface

On failure, throws an exception or returns `Y_WLANSTATE_INVALID`.

wireless→isOnline()**YWireless**

Checks if the wireless lan interface is currently reachable, without raising any error.

js	function isOnline ()
cpp	bool isOnline ()
m	-(BOOL) isOnline
pas	function isOnline (): boolean
vb	function isOnline () As Boolean
cs	bool isOnline ()
java	boolean isOnline ()
py	isOnline ()
php	function isOnline ()
es	async isOnline ()

If there is a cached value for the wireless lan interface in cache, that has not yet expired, the device is considered reachable. No exception is raised if there is an error while trying to contact the device hosting the wireless lan interface.

Returns :

`true` if the wireless lan interface can be reached, and `false` otherwise

wireless→isOnline_async()**YWireless**

Checks if the wireless lan interface is currently reachable, without raising any error (asynchronous version).

```
js function isOnline_async( callback, context)
```

If there is a cached value for the wireless lan interface in cache, that has not yet expired, the device is considered reachable. No exception is raised if there is an error while trying to contact the device hosting the requested function.

This asynchronous version exists only in Javascript. It uses a callback instead of a return value in order to avoid blocking the Javascript virtual machine.

Parameters :

callback callback function that is invoked when the result is known. The callback function receives three arguments: the caller-specific context object, the receiving function object and the boolean result

context caller-specific object that is passed as-is to the callback function

Returns :

nothing : the result is provided to the callback.

wireless→isReadOnly()**YWireless**

Test if the function is readOnly.

cpp	bool isReadOnly ()
m	-(bool) isReadOnly
pas	function isReadOnly (): boolean
vb	function isReadOnly () As Boolean
cs	bool isReadOnly ()
java	boolean isReadOnly ()
uwp	async Task<bool> isReadOnly ()
py	isReadOnly ()
php	function isReadOnly ()
es	async isReadOnly ()
cmd	YWireless target isReadOnly

Return `true` if the function is write protected or that the function is not available.

Returns :

`true` if the function is readOnly or not online.

wireless→joinNetwork()**YWireless**

Changes the configuration of the wireless lan interface to connect to an existing access point (infrastructure mode).

js	function joinNetwork (ssid , securityKey)
cpp	int joinNetwork (string ssid , string securityKey)
m	-(int) joinNetwork : (NSString*) ssid : (NSString*) securityKey
pas	function joinNetwork (ssid : string, securityKey : string): LongInt
vb	function joinNetwork () As Integer
cs	int joinNetwork (string ssid , string securityKey)
java	int joinNetwork (String ssid , String securityKey)
uwp	async Task<int> joinNetwork (string ssid , string securityKey)
py	joinNetwork (ssid , securityKey)
php	function joinNetwork (\$ssid, \$securityKey)
es	async joinNetwork (ssid , securityKey)
cmd	YWireless target joinNetwork ssid securityKey

Remember to call the `saveToFlash()` method and then to reboot the module to apply this setting.

Parameters :

- ssid** the name of the network to connect to
- securityKey** the network key, as a character string

Returns :

YAPI_SUCCESS when the call succeeds.

On failure, throws an exception or returns a negative error code.

wireless→load()**YWireless**

Preloads the wireless lan interface cache with a specified validity duration.

js	function load (msValidity)
cpp	YRETCODE load (int msValidity)
m	-(YRETCODE) load : (u64) msValidity
pas	function load (msValidity : u64): YRETCODE
vb	function load (ByVal msValidity As Long) As YRETCODE
cs	YRETCODE load (ulong msValidity)
java	int load (long msValidity)
py	load (msValidity)
php	function load (\$msValidity)
es	async load (msValidity)

By default, whenever accessing a device, all function attributes are kept in cache for the standard duration (5 ms). This method can be used to temporarily mark the cache as valid for a longer period, in order to reduce network traffic for instance.

Parameters :

msValidity an integer corresponding to the validity attributed to the loaded function parameters, in milliseconds

Returns :

YAPI_SUCCESS when the call succeeds.

On failure, throws an exception or returns a negative error code.

wireless→loadAttribute()**YWireless**

Returns the current value of a single function attribute, as a text string, as quickly as possible but without using the cached value.

js	function loadAttribute (attrName)
cpp	string loadAttribute (string attrName)
m	-(NSString*) loadAttribute : (NSString*) attrName
pas	function loadAttribute (attrName : string): string
vb	function loadAttribute () As String
cs	string loadAttribute (string attrName)
java	String loadAttribute (String attrName)
uwp	async Task<string> loadAttribute (string attrName)
py	loadAttribute (attrName)
php	function loadAttribute (\$attrName)
es	async loadAttribute (attrName)

Parameters :

attrName the name of the requested attribute

Returns :

a string with the value of the the attribute

On failure, throws an exception or returns an empty string.

wireless→load_async()**YWireless**

Preloads the wireless lan interface cache with a specified validity duration (asynchronous version).

```
js function load_async( msValidity, callback, context)
```

By default, whenever accessing a device, all function attributes are kept in cache for the standard duration (5 ms). This method can be used to temporarily mark the cache as valid for a longer period, in order to reduce network traffic for instance.

This asynchronous version exists only in JavaScript. It uses a callback instead of a return value in order to avoid blocking the JavaScript virtual machine.

Parameters :

- msValidity** an integer corresponding to the validity of the loaded function parameters, in milliseconds
- callback** callback function that is invoked when the result is known. The callback function receives three arguments: the caller-specific context object, the receiving function object and the error code (or YAPI_SUCCESS)
- context** caller-specific object that is passed as-is to the callback function

Returns :

nothing : the result is provided to the callback.

wireless→muteValueCallbacks()**YWireless**

Disables the propagation of every new advertised value to the parent hub.

js	function muteValueCallbacks ()
c++	int muteValueCallbacks ()
m	-(int) muteValueCallbacks
pas	function muteValueCallbacks (): LongInt
vb	function muteValueCallbacks () As Integer
cs	int muteValueCallbacks ()
java	int muteValueCallbacks ()
uwp	async Task<int> muteValueCallbacks ()
py	muteValueCallbacks ()
php	function muteValueCallbacks ()
es	async muteValueCallbacks ()
cmd	YWireless target muteValueCallbacks

You can use this function to save bandwidth and CPU on computers with limited resources, or to prevent unwanted invocations of the HTTP callback. Remember to call the `saveToFlash()` method of the module if the modification must be kept.

Returns :

YAPI_SUCCESS when the call succeeds.

On failure, throws an exception or returns a negative error code.

wireless→nextWireless()**YWireless**

Continues the enumeration of wireless lan interfaces started using `yFirstWireless()`.

js	function nextWireless ()
cpp	YWireless * nextWireless ()
m	-(YWireless*) nextWireless
pas	function nextWireless (): TYWireless
vb	function nextWireless () As YWireless
cs	YWireless nextWireless ()
java	YWireless nextWireless ()
uwp	YWireless nextWireless ()
py	nextWireless ()
php	function nextWireless ()
es	nextWireless ()

Caution: You can't make any assumption about the returned wireless lan interfaces order. If you want to find a specific a wireless lan interface, use `Wireless.findWireless()` and a hardwareID or a logical name.

Returns :

a pointer to a `YWireless` object, corresponding to a wireless lan interface currently online, or a `null` pointer if there are no more wireless lan interfaces to enumerate.

wireless→registerValueCallback()**YWireless**

Registers the callback function that is invoked on every change of advertised value.

js	<code>function registerValueCallback(callback)</code>
cpp	<code>int registerValueCallback(YWirelessValueCallback callback)</code>
m	<code>-(int) registerValueCallback : (YWirelessValueCallback) callback</code>
pas	<code>function registerValueCallback(callback: TYWirelessValueCallback): LongInt</code>
vb	<code>function registerValueCallback() As Integer</code>
cs	<code>int registerValueCallback(ValueCallback callback)</code>
java	<code>int registerValueCallback(UpdateCallback callback)</code>
uwp	<code>async Task<int> registerValueCallback(ValueCallback callback)</code>
py	<code>registerValueCallback(callback)</code>
php	<code>function registerValueCallback(\$callback)</code>
es	<code>async registerValueCallback(callback)</code>

The callback is invoked only during the execution of `ySleep` or `yHandleEvents`. This provides control over the time when the callback is triggered. For good responsiveness, remember to call one of these two functions periodically. To unregister a callback, pass a null pointer as argument.

Parameters :

callback the callback function to call, or a null pointer. The callback function should take two arguments: the function object of which the value has changed, and the character string describing the new advertised value.

wireless→set_logicalName()**YWireless****wireless→setLogicalName()**

Changes the logical name of the wireless lan interface.

js	function set_logicalName (newval)
cpp	int set_logicalName (const string& newval)
m	-(int) setLogicalName : (NSString*) newval
pas	function set_logicalName (newval : string): integer
vb	function set_logicalName (ByVal newval As String) As Integer
cs	int set_logicalName (string newval)
java	int set_logicalName (String newval)
uwp	async Task<int> set_logicalName (string newval)
py	set_logicalName (newval)
php	function set_logicalName (\$ newval)
es	async set_logicalName (newval)
cmd	YWireless target set_logicalName newval

You can use `yCheckLogicalName()` prior to this call to make sure that your parameter is valid. Remember to call the `saveToFlash()` method of the module if the modification must be kept.

Parameters :

newval a string corresponding to the logical name of the wireless lan interface.

Returns :

YAPI_SUCCESS if the call succeeds.

On failure, throws an exception or returns a negative error code.

wireless→set_userdata()**YWireless****wireless→setUserData()**

Stores a user context provided as argument in the `userData` attribute of the function.

js	function set_userdata (data)
c++	void set_userdata (void* data)
m	-(void) setUserData : (id) data
pas	procedure set_userdata (data : Tobject)
vb	procedure set_userdata (ByVal data As Object)
cs	void set_userdata (object data)
java	void set_userdata (Object data)
py	set_userdata (data)
php	function set_userdata (\$data)
es	async set_userdata (data)

This attribute is never touched by the API, and is at disposal of the caller to store a context.

Parameters :

data any kind of object to be stored

wireless→softAPNetwork()**YWireless**

Changes the configuration of the wireless lan interface to create a new wireless network by emulating a WiFi access point (Soft AP).

js	function softAPNetwork (ssid , securityKey)
cpp	int softAPNetwork (string ssid , string securityKey)
m	-(int) softAPNetwork : (NSString*) ssid : (NSString*) securityKey
pas	function softAPNetwork (ssid : string, securityKey : string): LongInt
vb	function softAPNetwork () As Integer
cs	int softAPNetwork (string ssid , string securityKey)
java	int softAPNetwork (String ssid , String securityKey)
uwp	async Task<int> softAPNetwork (string ssid , string securityKey)
py	softAPNetwork (ssid , securityKey)
php	function softAPNetwork (\$ssid, \$securityKey)
es	async softAPNetwork (ssid , securityKey)
cmd	YWireless target softAPNetwork ssid securityKey

This function can only be used with the YoctoHub-Wireless-g.

When a security key is specified for a SoftAP network, the network is protected by a WEP40 key (5 characters or 10 hexadecimal digits) or WEP128 key (13 characters or 26 hexadecimal digits). It is recommended to use a well-randomized WEP128 key using 26 hexadecimal digits to maximize security. Remember to call the `saveToFlash()` method and then to reboot the module to apply this setting.

Parameters :

ssid the name of the network to connect to
securityKey the network key, as a character string

Returns :

YAPI_SUCCESS when the call succeeds.

On failure, throws an exception or returns a negative error code.

wireless→startWlanScan()**YWireless**

Triggers a scan of the wireless frequency and builds the list of available networks.

js	function startWlanScan ()
c++	int startWlanScan ()
m	-(int) startWlanScan
pas	function startWlanScan (): LongInt
vb	function startWlanScan () As Integer
cs	int startWlanScan ()
java	int startWlanScan ()
uwp	async Task<int> startWlanScan ()
py	startWlanScan ()
php	function startWlanScan ()
es	async startWlanScan ()
cmd	YWireless target startWlanScan

The scan forces a disconnection from the current network. At the end of the process, the network interface attempts to reconnect to the previous network. During the scan, the `wlanState` switches to `Y_WLANSTATE_DOWN`, then to `Y_WLANSTATE_SCANNING`. When the scan is completed, `get_wlanState()` returns either `Y_WLANSTATE_DOWN` or `Y_WLANSTATE_SCANNING`. At this point, the list of detected network can be retrieved with the `get_detectedWlans()` method.

On failure, throws an exception or returns a negative error code.

wireless→unmuteValueCallbacks()**YWireless**

Re-enables the propagation of every new advertised value to the parent hub.

js	function unmuteValueCallbacks ()
cpp	int unmuteValueCallbacks ()
m	-(int) unmuteValueCallbacks
pas	function unmuteValueCallbacks (): LongInt
vb	function unmuteValueCallbacks () As Integer
cs	int unmuteValueCallbacks ()
java	int unmuteValueCallbacks ()
uwp	async Task<int> unmuteValueCallbacks ()
py	unmuteValueCallbacks ()
php	function unmuteValueCallbacks ()
es	async unmuteValueCallbacks ()
cmd	YWireless target unmuteValueCallbacks

This function reverts the effect of a previous call to `muteValueCallbacks()`. Remember to call the `saveToFlash()` method of the module if the modification must be kept.

Returns :

YAPI_SUCCESS when the call succeeds.

On failure, throws an exception or returns a negative error code.

wireless→wait_async()**YWireless**

Waits for all pending asynchronous commands on the module to complete, and invoke the user-provided callback function.

```
js function wait_async( callback, context)
```

```
es wait_async( callback, context)
```

The callback function can therefore freely issue synchronous or asynchronous commands, without risking to block the JavaScript VM.

Parameters :

callback callback function that is invoked when all pending commands on the module are completed. The callback function receives two arguments: the caller-specific context object and the receiving function object.

context caller-specific object that is passed as-is to the callback function

Returns :

nothing.

11.3. Network function interface

YNetwork objects provide access to TCP/IP parameters of Yoctopuce devices that include a built-in network interface, for instance using a YoctoHub-Ethernet, a YoctoHub-Wireless-g, a YoctoHub-GSM-3G-NA or a YoctoHub-GSM-3G-EU.

In order to use the functions described here, you should include:

es	in HTML: <code><script src="../../lib/yocto_network.js"></script></code> in node.js: <code>require('yoctolib-es2017/yocto_network.js');</code>
js	<code><script type='text/javascript' src='yocto_network.js'></script></code>
cpp	<code>#include "yocto_network.h"</code>
m	<code>#import "yocto_network.h"</code>
pas	<code>uses yocto_network;</code>
vb	<code>yocto_network.vb</code>
cs	<code>yocto_network_proxy.cs</code>
java	<code>import com.yoctopuce.YoctoAPI.YNetwork;</code>
uwp	<code>import com.yoctopuce.YoctoAPI.YNetwork;</code>
py	<code>from yocto_network import *</code>
php	<code>require_once('yocto_network.php');</code>
vi	<code>YNetwork.vi</code>

Global functions

yFindNetwork(func)

Retrieves a network interface for a given identifier.

yFindNetworkInContext(yctx, func)

Retrieves a network interface for a given identifier in a YAPI context.

yFirstNetwork()

Starts the enumeration of network interfaces currently accessible.

yFirstNetworkInContext(yctx)

Starts the enumeration of network interfaces currently accessible.

YNetwork methods

network→callbackLogin(username, password)

Connects to the notification callback and saves the credentials required to log into it.

network→clearCache()

Invalidates the cache.

network→describe()

Returns a short text that describes unambiguously the instance of the network interface in the form `TYPE (NAME) = SERIAL . FUNCTIONID`.

network→get_adminPassword()

Returns a hash string if a password has been set for user "admin", or an empty string otherwise.

network→get_advertisedValue()

Returns the current value of the network interface (no more than 6 characters).

network→get_callbackCredentials()

Returns a hashed version of the notification callback credentials if set, or an empty string otherwise.

network→get_callbackEncoding()

Returns the encoding standard to use for representing notification values.

network→get_callbackInitialDelay()

	Returns the initial waiting time before first callback notifications, in seconds.
network→get_callbackMaxDelay()	Returns the waiting time between two HTTP callbacks when there is nothing new.
network→get_callbackMethod()	Returns the HTTP method used to notify callbacks for significant state changes.
network→get_callbackMinDelay()	Returns the minimum waiting time between two HTTP callbacks, in seconds.
network→get_callbackSchedule()	Returns the HTTP callback schedule strategy, as a text string.
network→get_callbackUrl()	Returns the callback URL to notify of significant state changes.
network→get_defaultPage()	Returns the HTML page to serve for the URL "/" of the hub.
network→get_discoverable()	Returns the activation state of the multicast announce protocols to allow easy discovery of the module in the network neighborhood (uPnP/Bonjour protocol).
network→get_errorMessage()	Returns the error message of the latest error with the network interface.
network→get_errorType()	Returns the numerical error code of the latest error with the network interface.
network→get_friendlyName()	Returns a global identifier of the network interface in the format <code>MODULE_NAME . FUNCTION_NAME</code> .
network→get_functionDescriptor()	Returns a unique identifier of type <code>YFUN_DESCR</code> corresponding to the function.
network→get_functionId()	Returns the hardware identifier of the network interface, without reference to the module.
network→get_hardwareId()	Returns the unique hardware identifier of the network interface in the form <code>SERIAL . FUNCTIONID</code> .
network→get_httpPort()	Returns the TCP port used to serve the hub web UI.
network→get_ipAddress()	Returns the IP address currently in use by the device.
network→get_ipConfig()	Returns the IP configuration of the network interface.
network→get_logicalName()	Returns the logical name of the network interface.
network→get_macAddress()	Returns the MAC address of the network interface.
network→get_module()	Gets the <code>YModule</code> object for the device on which the function is located.
network→get_module_async(callback, context)	Gets the <code>YModule</code> object for the device on which the function is located (asynchronous version).
network→get_ntpServer()	Returns the IP address of the NTP server to be used by the device.
network→get_poeCurrent()	

	Returns the current consumed by the module from Power-over-Ethernet (PoE), in milliamps.
network→get_primaryDNS()	Returns the IP address of the primary name server to be used by the module.
network→get_readiness()	Returns the current established working mode of the network interface.
network→get_router()	Returns the IP address of the router on the device subnet (default gateway).
network→get_secondaryDNS()	Returns the IP address of the secondary name server to be used by the module.
network→get_serialNumber()	Returns the serial number of the module, as set by the factory.
network→get_subnetMask()	Returns the subnet mask currently used by the device.
network→get_userData()	Returns the value of the userData attribute, as previously stored using method <code>set_userData</code> .
network→get_userPassword()	Returns a hash string if a password has been set for "user" user, or an empty string otherwise.
network→get_wwwWatchdogDelay()	Returns the allowed downtime of the WWW link (in seconds) before triggering an automated reboot to try to recover Internet connectivity.
network→isOnline()	Checks if the network interface is currently reachable, without raising any error.
network→isOnline_async(callback, context)	Checks if the network interface is currently reachable, without raising any error (asynchronous version).
network→isReadOnly()	Test if the function is readOnly.
network→load(msValidity)	Preloads the network interface cache with a specified validity duration.
network→loadAttribute(attrName)	Returns the current value of a single function attribute, as a text string, as quickly as possible but without using the cached value.
network→load_async(msValidity, callback, context)	Preloads the network interface cache with a specified validity duration (asynchronous version).
network→muteValueCallbacks()	Disables the propagation of every new advertised value to the parent hub.
network→nextNetwork()	Continues the enumeration of network interfaces started using <code>yFirstNetwork()</code> .
network→ping(host)	Pings host to test the network connectivity.
network→registerValueCallback(callback)	Registers the callback function that is invoked on every change of advertised value.
network→set_adminPassword(newval)	Changes the password for the "admin" user.
network→set_callbackCredentials(newval)	Changes the credentials required to connect to the callback address.
network→set_callbackEncoding(newval)	

network→set_callbackInitialDelay(newval)	Changes the encoding standard to use for representing notification values.
network→set_callbackMaxDelay(newval)	Changes the initial waiting time before first callback notifications, in seconds.
network→set_callbackMethod(newval)	Changes the waiting time between two HTTP callbacks when there is nothing new.
network→set_callbackMinDelay(newval)	Changes the HTTP method used to notify callbacks for significant state changes.
network→set_callbackSchedule(newval)	Changes the minimum waiting time between two HTTP callbacks, in seconds.
network→set_callbackUrl(newval)	Changes the HTTP callback schedule strategy, as a text string.
network→set_callbackUrl(newval)	Changes the callback URL to notify significant state changes.
network→set_defaultPage(newval)	Changes the default HTML page returned by the hub.
network→set_discoverable(newval)	Changes the activation state of the multicast announce protocols to allow easy discovery of the module in the network neighborhood (uPnP/Bonjour protocol).
network→set_httpPort(newval)	Changes the the TCP port used to serve the hub web UI.
network→set_logicalName(newval)	Changes the logical name of the network interface.
network→set_ntpServer(newval)	Changes the IP address of the NTP server to be used by the module.
network→set_periodicCallbackSchedule(interval, offset)	Setup periodic HTTP callbacks (simplified function).
network→set_primaryDNS(newval)	Changes the IP address of the primary name server to be used by the module.
network→set_secondaryDNS(newval)	Changes the IP address of the secondary name server to be used by the module.
network→set_userData(data)	Stores a user context provided as argument in the userData attribute of the function.
network→set_userPassword(newval)	Changes the password for the "user" user.
network→set_wwwWatchdogDelay(newval)	Changes the allowed downtime of the WWW link (in seconds) before triggering an automated reboot to try to recover Internet connectivity.
network→triggerCallback()	Trigger an HTTP callback quickly.
network→unmuteValueCallbacks()	Re-enables the propagation of every new advertised value to the parent hub.
network→useDHCP(fallbackIpAddr, fallbackSubnetMaskLen, fallbackRouter)	Changes the configuration of the network interface to enable the use of an IP address received from a DHCP server.
network→useDHCPauto()	Changes the configuration of the network interface to enable the use of an IP address received from a DHCP server.

network→useStaticIP(ipAddress, subnetMaskLen, router)

Changes the configuration of the network interface to use a static IP address.

network→wait_async(callback, context)

Waits for all pending asynchronous commands on the module to complete, and invoke the user-provided callback function.

YNetwork.FindNetwork() yFindNetwork()

YNetwork

Retrieves a network interface for a given identifier.

js	function yFindNetwork (func)
cpp	YNetwork* yFindNetwork (string func)
m	+(YNetwork*) FindNetwork : (NSString*) func
pas	function yFindNetwork (func : string): TYNetwork
vb	function yFindNetwork (ByVal func As String) As YNetwork
cs	static YNetwork FindNetwork (string func)
java	static YNetwork FindNetwork (String func)
uwp	static YNetwork FindNetwork (string func)
py	FindNetwork (func)
php	function yFindNetwork (\$func)
es	static FindNetwork (func)

The identifier can be specified using several formats:

- FunctionLogicalName
- ModuleSerialNumber.FunctionIdentifier
- ModuleSerialNumber.FunctionLogicalName
- ModuleLogicalName.FunctionIdentifier
- ModuleLogicalName.FunctionLogicalName

This function does not require that the network interface is online at the time it is invoked. The returned object is nevertheless valid. Use the method `YNetwork.isOnline()` to test if the network interface is indeed online at a given time. In case of ambiguity when looking for a network interface by logical name, no error is notified: the first instance found is returned. The search is performed first by hardware name, then by logical name.

If a call to this object's `is_online()` method returns `FALSE` although you are certain that the matching device is plugged, make sure that you did call `registerHub()` at application initialization time.

Parameters :

func a string that uniquely characterizes the network interface, for instance `YHUBETH1.network`.

Returns :

a `YNetwork` object allowing you to drive the network interface.

YNetwork.FindNetworkInContext() yFindNetworkInContext()

YNetwork

Retrieves a network interface for a given identifier in a YAPI context.

```

java static YNetwork FindNetworkInContext( YAPIContext yctx, String func)
uwp static YNetwork FindNetworkInContext( YAPIContext yctx, string func)
es static FindNetworkInContext( yctx, func)

```

The identifier can be specified using several formats:

- FunctionLogicalName
- ModuleSerialNumber.FunctionIdentifier
- ModuleSerialNumber.FunctionLogicalName
- ModuleLogicalName.FunctionIdentifier
- ModuleLogicalName.FunctionLogicalName

This function does not require that the network interface is online at the time it is invoked. The returned object is nevertheless valid. Use the method `YNetwork.isOnline()` to test if the network interface is indeed online at a given time. In case of ambiguity when looking for a network interface by logical name, no error is notified: the first instance found is returned. The search is performed first by hardware name, then by logical name.

Parameters :

yctx a YAPI context

func a string that uniquely characterizes the network interface, for instance `YHUBETH1.network`.

Returns :

a YNetwork object allowing you to drive the network interface.

YNetwork.FirstNetwork() yFirstNetwork()

YNetwork

Starts the enumeration of network interfaces currently accessible.

js	function yFirstNetwork ()
cpp	YNetwork* yFirstNetwork ()
m	+(YNetwork*) FirstNetwork
pas	function yFirstNetwork (): TYNetwork
vb	function yFirstNetwork () As YNetwork
cs	static YNetwork FirstNetwork ()
java	static YNetwork FirstNetwork ()
uwp	static YNetwork FirstNetwork ()
py	FirstNetwork ()
php	function yFirstNetwork ()
es	static FirstNetwork ()

Use the method `YNetwork.nextNetwork()` to iterate on next network interfaces.

Returns :

a pointer to a `YNetwork` object, corresponding to the first network interface currently online, or a `null` pointer if there are none.

YNetwork.FirstNetworkInContext() yFirstNetworkInContext()

YNetwork

Starts the enumeration of network interfaces currently accessible.

java	static YNetwork FirstNetworkInContext (YAPIContext yctx)
uwp	static YNetwork FirstNetworkInContext (YAPIContext yctx)
es	static FirstNetworkInContext (yctx)

Use the method `YNetwork.nextNetwork()` to iterate on next network interfaces.

Parameters :

yctx a YAPI context.

Returns :

a pointer to a `YNetwork` object, corresponding to the first network interface currently online, or a `null` pointer if there are none.

network→callbackLogin()**YNetwork**

Connects to the notification callback and saves the credentials required to log into it.

js	<code>function callbackLogin(username, password)</code>
c++	<code>int callbackLogin(string username, string password)</code>
m	<code>-(int) callbackLogin : (NSString*) username : (NSString*) password</code>
pas	<code>function callbackLogin(username: string, password: string): integer</code>
vb	<code>function callbackLogin(ByVal username As String, ByVal password As String) As Integer</code>
cs	<code>int callbackLogin(string username, string password)</code>
java	<code>int callbackLogin(String username, String password)</code>
py	<code>callbackLogin(username, password)</code>
php	<code>function callbackLogin(\$username, \$password)</code>
es	<code>async callbackLogin(username, password)</code>
cmd	<code>YNetwork target callbackLogin username password</code>

The password is not stored into the module, only a hashed copy of the credentials are saved. Remember to call the `saveToFlash()` method of the module if the modification must be kept.

Parameters :

username username required to log to the callback
password password required to log to the callback

Returns :

YAPI_SUCCESS if the call succeeds.

On failure, throws an exception or returns a negative error code.

network→clearCache()**YNetwork**

Invalidates the cache.

js	function clearCache ()
cpp	void clearCache ()
m	-(void) clearCache
pas	procedure clearCache ()
vb	procedure clearCache ()
cs	void clearCache ()
java	void clearCache ()
py	clearCache ()
php	function clearCache ()
es	async clearCache ()

Invalidates the cache of the network interface attributes. Forces the next call to `get_xxx()` or `loadxxx()` to use values that come from the device.

network→describe()**YNetwork**

Returns a short text that describes unambiguously the instance of the network interface in the form
 TYPE (NAME) = SERIAL . FUNCTIONID.

js	function describe ()
cpp	string describe ()
m	-(NSString*) describe
pas	function describe (): string
vb	function describe () As String
cs	string describe ()
java	String describe ()
py	describe ()
php	function describe ()
es	async describe ()

More precisely, TYPE is the type of the function, NAME it the name used for the first access to the function, SERIAL is the serial number of the module if the module is connected or "unresolved", and FUNCTIONID is the hardware identifier of the function if the module is connected. For example, this method returns `Relay(MyCustomName.relay1)=RELAYLO1-123456.relay1` if the module is already connected or `Relay(BadCustomName.relay1)=unresolved` if the module has not yet been connected. This method does not trigger any USB or TCP transaction and can therefore be used in a debugger.

Returns :

a string that describes the network interface (ex:
`Relay(MyCustomName.relay1)=RELAYLO1-123456.relay1`)

network→get_adminPassword()**YNetwork****network→adminPassword()**

Returns a hash string if a password has been set for user "admin", or an empty string otherwise.

js	function get_adminPassword ()
cpp	string get_adminPassword ()
m	-(NSString*) adminPassword
pas	function get_adminPassword (): string
vb	function get_adminPassword () As String
cs	string get_adminPassword ()
java	String get_adminPassword ()
uwp	async Task<string> get_adminPassword ()
py	get_adminPassword ()
php	function get_adminPassword ()
es	async get_adminPassword ()
cmd	YNetwork target get_adminPassword

Returns :

a string corresponding to a hash string if a password has been set for user "admin", or an empty string otherwise

On failure, throws an exception or returns Y_ADMINPASSWORD_INVALID.

network→**get_advertisedValue()****YNetwork****network**→**advertisedValue()**

Returns the current value of the network interface (no more than 6 characters).

js	function get_advertisedValue ()
c++	string get_advertisedValue ()
m	-(NSString*) advertisedValue
pas	function get_advertisedValue (): string
vb	function get_advertisedValue () As String
cs	string get_advertisedValue ()
java	String get_advertisedValue ()
uwp	async Task<string> get_advertisedValue ()
py	get_advertisedValue ()
php	function get_advertisedValue ()
es	async get_advertisedValue ()
cmd	YNetwork target get_advertisedValue

Returns :

a string corresponding to the current value of the network interface (no more than 6 characters).

On failure, throws an exception or returns Y_ADVERTISEDVALUE_INVALID.

network→get_callbackCredentials()**YNetwork****network→callbackCredentials()**

Returns a hashed version of the notification callback credentials if set, or an empty string otherwise.

js	function get_callbackCredentials ()
cpp	string get_callbackCredentials ()
m	-(NSString*) callbackCredentials
pas	function get_callbackCredentials (): string
vb	function get_callbackCredentials () As String
cs	string get_callbackCredentials ()
java	String get_callbackCredentials ()
uwp	async Task<string> get_callbackCredentials ()
py	get_callbackCredentials ()
php	function get_callbackCredentials ()
es	async get_callbackCredentials ()
cmd	YNetwork target get_callbackCredentials

Returns :

a string corresponding to a hashed version of the notification callback credentials if set, or an empty string otherwise

On failure, throws an exception or returns Y_CALLBACKCREDENTIALS_INVALID.

network→get_callbackEncoding()**network→callbackEncoding()**

Returns the encoding standard to use for representing notification values.

js	function get_callbackEncoding ()
cpp	Y_CALLBACKENCODING_enum get_callbackEncoding ()
m	-(Y_CALLBACKENCODING_enum) callbackEncoding
pas	function get_callbackEncoding (): Integer
vb	function get_callbackEncoding () As Integer
cs	int get_callbackEncoding ()
java	int get_callbackEncoding ()
uwp	async Task<int> get_callbackEncoding ()
py	get_callbackEncoding ()
php	function get_callbackEncoding ()
es	async get_callbackEncoding ()
cmd	YNetwork target get_callbackEncoding

Returns :

a value among Y_CALLBACKENCODING_FORM, Y_CALLBACKENCODING_JSON, Y_CALLBACKENCODING_JSON_ARRAY, Y_CALLBACKENCODING_CSV, Y_CALLBACKENCODING_YOCTO_API, Y_CALLBACKENCODING_JSON_NUM, Y_CALLBACKENCODING_EMONCMS, Y_CALLBACKENCODING_AZURE, Y_CALLBACKENCODING_INFLUXDB, Y_CALLBACKENCODING_MQTT, Y_CALLBACKENCODING_YOCTO_API_JZON and Y_CALLBACKENCODING_PRTG corresponding to the encoding standard to use for representing notification values

On failure, throws an exception or returns Y_CALLBACKENCODING_INVALID.

network→get_callbackInitialDelay()**YNetwork****network→callbackInitialDelay()**

Returns the initial waiting time before first callback notifications, in seconds.

js	function get_callbackInitialDelay ()
cpp	int get_callbackInitialDelay ()
m	-(int) callbackInitialDelay
pas	function get_callbackInitialDelay (): LongInt
vb	function get_callbackInitialDelay () As Integer
cs	int get_callbackInitialDelay ()
java	int get_callbackInitialDelay ()
uwp	async Task<int> get_callbackInitialDelay ()
py	get_callbackInitialDelay ()
php	function get_callbackInitialDelay ()
es	async get_callbackInitialDelay ()
cmd	YNetwork target get_callbackInitialDelay

Returns :

an integer corresponding to the initial waiting time before first callback notifications, in seconds

On failure, throws an exception or returns Y_CALLBACKINITIALDELAY_INVALID.

network→**get_callbackMaxDelay()****YNetwork****network**→**callbackMaxDelay()**

Returns the waiting time between two HTTP callbacks when there is nothing new.

js	function get_callbackMaxDelay ()
c++	int get_callbackMaxDelay ()
m	-(int) callbackMaxDelay
pas	function get_callbackMaxDelay (): LongInt
vb	function get_callbackMaxDelay () As Integer
cs	int get_callbackMaxDelay ()
java	int get_callbackMaxDelay ()
uwp	async Task<int> get_callbackMaxDelay ()
py	get_callbackMaxDelay ()
php	function get_callbackMaxDelay ()
es	async get_callbackMaxDelay ()
cmd	YNetwork target get_callbackMaxDelay

Returns :

an integer corresponding to the waiting time between two HTTP callbacks when there is nothing new

On failure, throws an exception or returns Y_CALLBACKMAXDELAY_INVALID.

network→**get_callbackMethod()****YNetwork****network**→**callbackMethod()**

Returns the HTTP method used to notify callbacks for significant state changes.

js	function get_callbackMethod ()
cpp	Y_CALLBACKMETHOD_enum get_callbackMethod ()
m	-(Y_CALLBACKMETHOD_enum) callbackMethod
pas	function get_callbackMethod (): Integer
vb	function get_callbackMethod () As Integer
cs	int get_callbackMethod ()
java	int get_callbackMethod ()
uwp	async Task<int> get_callbackMethod ()
py	get_callbackMethod ()
php	function get_callbackMethod ()
es	async get_callbackMethod ()
cmd	YNetwork target get_callbackMethod

Returns :

a value among Y_CALLBACKMETHOD_POST, Y_CALLBACKMETHOD_GET and Y_CALLBACKMETHOD_PUT corresponding to the HTTP method used to notify callbacks for significant state changes

On failure, throws an exception or returns Y_CALLBACKMETHOD_INVALID.

network→get_callbackMinDelay()**YNetwork****network→callbackMinDelay()**

Returns the minimum waiting time between two HTTP callbacks, in seconds.

js	function get_callbackMinDelay ()
c++	int get_callbackMinDelay ()
m	-(int) callbackMinDelay
pas	function get_callbackMinDelay (): LongInt
vb	function get_callbackMinDelay () As Integer
cs	int get_callbackMinDelay ()
java	int get_callbackMinDelay ()
uwp	async Task<int> get_callbackMinDelay ()
py	get_callbackMinDelay ()
php	function get_callbackMinDelay ()
es	async get_callbackMinDelay ()
cmd	YNetwork target get_callbackMinDelay

Returns :

an integer corresponding to the minimum waiting time between two HTTP callbacks, in seconds

On failure, throws an exception or returns Y_CALLBACKMINDELAY_INVALID.

network→get_callbackSchedule()**YNetwork****network→callbackSchedule()**

Returns the HTTP callback schedule strategy, as a text string.

js	function get_callbackSchedule ()
cpp	string get_callbackSchedule ()
m	-(NSString*) callbackSchedule
pas	function get_callbackSchedule (): string
vb	function get_callbackSchedule () As String
cs	string get_callbackSchedule ()
java	String get_callbackSchedule ()
uwp	async Task<string> get_callbackSchedule ()
py	get_callbackSchedule ()
php	function get_callbackSchedule ()
es	async get_callbackSchedule ()
cmd	YNetwork target get_callbackSchedule

Returns :

a string corresponding to the HTTP callback schedule strategy, as a text string

On failure, throws an exception or returns Y_CALLBACKSCHEDULE_INVALID.

network→get_callbackUrl()**YNetwork****network→callbackUrl()**

Returns the callback URL to notify of significant state changes.

js	function get_callbackUrl ()
cpp	string get_callbackUrl ()
m	-(NSString*) callbackUrl
pas	function get_callbackUrl (): string
vb	function get_callbackUrl () As String
cs	string get_callbackUrl ()
java	String get_callbackUrl ()
uwp	async Task<string> get_callbackUrl ()
py	get_callbackUrl ()
php	function get_callbackUrl ()
es	async get_callbackUrl ()
cmd	YNetwork target get_callbackUrl

Returns :

a string corresponding to the callback URL to notify of significant state changes

On failure, throws an exception or returns Y_CALLBACKURL_INVALID.

network→get_defaultPage()**YNetwork****network→defaultPage()**

Returns the HTML page to serve for the URL "/" of the hub.

js	function get_defaultPage ()
cpp	string get_defaultPage ()
m	-(NSString*) defaultPage
pas	function get_defaultPage (): string
vb	function get_defaultPage () As String
cs	string get_defaultPage ()
java	String get_defaultPage ()
uwp	async Task<string> get_defaultPage ()
py	get_defaultPage ()
php	function get_defaultPage ()
es	async get_defaultPage ()
cmd	YNetwork target get_defaultPage

Returns :

a string corresponding to the HTML page to serve for the URL "/" of the hub

On failure, throws an exception or returns Y_DEFAULTPAGE_INVALID.

network→get_discoverable()**network→discoverable()**

Returns the activation state of the multicast announce protocols to allow easy discovery of the module in the network neighborhood (uPnP/Bonjour protocol).

js	function get_discoverable ()
cpp	Y_DISCOVERABLE_enum get_discoverable ()
m	-(Y_DISCOVERABLE_enum) discoverable
pas	function get_discoverable (): Integer
vb	function get_discoverable () As Integer
cs	int get_discoverable ()
java	int get_discoverable ()
uwp	async Task<int> get_discoverable ()
py	get_discoverable ()
php	function get_discoverable ()
es	async get_discoverable ()
cmd	YNetwork target get_discoverable

Returns :

either Y_DISCOVERABLE_FALSE or Y_DISCOVERABLE_TRUE, according to the activation state of the multicast announce protocols to allow easy discovery of the module in the network neighborhood (uPnP/Bonjour protocol)

On failure, throws an exception or returns Y_DISCOVERABLE_INVALID.

network→get_errorMessage()**YNetwork****network→errorMessage()**

Returns the error message of the latest error with the network interface.

js	function get_errorMessage ()
cpp	string get_errorMessage ()
m	-(NSString*) errorMessage
pas	function get_errorMessage (): string
vb	function get_errorMessage () As String
cs	string get_errorMessage ()
java	String get_errorMessage ()
py	get_errorMessage ()
php	function get_errorMessage ()
es	get_errorMessage ()

This method is mostly useful when using the Yoctopuce library with exceptions disabled.

Returns :

a string corresponding to the latest error message that occurred while using the network interface object

network→**get_errorType()****YNetwork****network**→**errorType()**

Returns the numerical error code of the latest error with the network interface.

js	function get_errorType ()
cpp	YRETCODE get_errorType ()
m	-(YRETCODE) errorType
pas	function get_errorType (): YRETCODE
vb	function get_errorType () As YRETCODE
cs	YRETCODE get_errorType ()
java	int get_errorType ()
py	get_errorType ()
php	function get_errorType ()
es	get_errorType ()

This method is mostly useful when using the Yoctopuce library with exceptions disabled.

Returns :

a number corresponding to the code of the latest error that occurred while using the network interface object

network→get_friendlyName()**YNetwork****network→friendlyName()**

Returns a global identifier of the network interface in the format `MODULE_NAME.FUNCTION_NAME`.

js	function get_friendlyName ()
cpp	string get_friendlyName ()
m	-(NSString*) friendlyName
cs	string get_friendlyName ()
java	String get_friendlyName ()
py	get_friendlyName ()
php	function get_friendlyName ()
es	async get_friendlyName ()

The returned string uses the logical names of the module and of the network interface if they are defined, otherwise the serial number of the module and the hardware identifier of the network interface (for example: `MyCustomName.relay1`)

Returns :

a string that uniquely identifies the network interface using logical names (ex: `MyCustomName.relay1`)

On failure, throws an exception or returns `Y_FRIENDLYNAME_INVALID`.

network→get_functionDescriptor()**YNetwork****network→functionDescriptor()**

Returns a unique identifier of type YFUN_DESCR corresponding to the function.

js	function get_functionDescriptor ()
cpp	YFUN_DESCR get_functionDescriptor ()
m	-(YFUN_DESCR) functionDescriptor
pas	function get_functionDescriptor (): YFUN_DESCR
vb	function get_functionDescriptor () As YFUN_DESCR
cs	YFUN_DESCR get_functionDescriptor ()
java	String get_functionDescriptor ()
py	get_functionDescriptor ()
php	function get_functionDescriptor ()
es	async get_functionDescriptor ()

This identifier can be used to test if two instances of YFunction reference the same physical function on the same physical device.

Returns :

an identifier of type YFUN_DESCR.

If the function has never been contacted, the returned value is Y_FUNCTIONDESCRIPTOR_INVALID.

network→get_functionId()**YNetwork****network→functionId()**

Returns the hardware identifier of the network interface, without reference to the module.

js	function get_functionId ()
cpp	string get_functionId ()
m	-(NSString*) functionId
vb	function get_functionId () As String
cs	string get_functionId ()
java	String get_functionId ()
py	get_functionId ()
php	function get_functionId ()
es	async get_functionId ()

For example `relay1`

Returns :

a string that identifies the network interface (ex: `relay1`)

On failure, throws an exception or returns `Y_FUNCTIONID_INVALID`.

network→**get_hardwareId()****network**→**hardwareId()**

Returns the unique hardware identifier of the network interface in the form `SERIAL.FUNCTIONID`.

js	function get_hardwareId ()
cpp	string get_hardwareId ()
m	-(NSString*) hardwareId
vb	function get_hardwareId () As String
cs	string get_hardwareId ()
java	String get_hardwareId ()
py	get_hardwareId ()
php	function get_hardwareId ()
es	async get_hardwareId ()

The unique hardware identifier is composed of the device serial number and of the hardware identifier of the network interface (for example `RELAYLO1-123456.relay1`).

Returns :

a string that uniquely identifies the network interface (ex: `RELAYLO1-123456.relay1`)

On failure, throws an exception or returns `Y_HARDWAREID_INVALID`.

network→get_httpPort()**YNetwork****network→httpPort()**

Returns the TCP port used to serve the hub web UI.

js	function get_httpPort ()
cpp	int get_httpPort ()
m	-(int) httpPort
pas	function get_httpPort (): LongInt
vb	function get_httpPort () As Integer
cs	int get_httpPort ()
java	int get_httpPort ()
uwp	async Task<int> get_httpPort ()
py	get_httpPort ()
php	function get_httpPort ()
es	async get_httpPort ()
cmd	YNetwork target get_httpPort

Returns :

an integer corresponding to the TCP port used to serve the hub web UI

On failure, throws an exception or returns Y_HTTPPORT_INVALID.

network→get_ipAddress()**YNetwork****network→ipAddress()**

Returns the IP address currently in use by the device.

js	function get_ipAddress ()
cpp	string get_ipAddress ()
m	-(NSString*) ipAddress
pas	function get_ipAddress (): string
vb	function get_ipAddress () As String
cs	string get_ipAddress ()
java	String get_ipAddress ()
uwp	async Task<string> get_ipAddress ()
py	get_ipAddress ()
php	function get_ipAddress ()
es	async get_ipAddress ()
cmd	YNetwork target get_ipAddress

The address may have been configured statically, or provided by a DHCP server.

Returns :

a string corresponding to the IP address currently in use by the device

On failure, throws an exception or returns Y_IPADDRESS_INVALID.

network→get_ipConfig()**YNetwork****network→ipConfig()**

Returns the IP configuration of the network interface.

js	function get_ipConfig ()
cpp	string get_ipConfig ()
m	-(NSString*) ipConfig
pas	function get_ipConfig (): string
vb	function get_ipConfig () As String
cs	string get_ipConfig ()
java	String get_ipConfig ()
uwp	async Task<string> get_ipConfig ()
py	get_ipConfig ()
php	function get_ipConfig ()
es	async get_ipConfig ()
cmd	YNetwork target get_ipConfig

If the network interface is setup to use a static IP address, the string starts with "STATIC:" and is followed by three parameters, separated by "/". The first is the device IP address, followed by the subnet mask length, and finally the router IP address (default gateway). For instance: "STATIC:192.168.1.14/16/192.168.1.1"

If the network interface is configured to receive its IP from a DHCP server, the string start with "DHCP:" and is followed by three parameters separated by "/". The first is the fallback IP address, then the fallback subnet mask length and finally the fallback router IP address. These three parameters are used when no DHCP reply is received.

Returns :

a string corresponding to the IP configuration of the network interface

On failure, throws an exception or returns Y_IPCONFIG_INVALID.

network→get_logicalName()**YNetwork****network→logicalName()**

Returns the logical name of the network interface.

js	function get_logicalName ()
cpp	string get_logicalName ()
m	-(NSString*) logicalName
pas	function get_logicalName (): string
vb	function get_logicalName () As String
cs	string get_logicalName ()
java	String get_logicalName ()
uwp	async Task<string> get_logicalName ()
py	get_logicalName ()
php	function get_logicalName ()
es	async get_logicalName ()
cmd	YNetwork target get_logicalName

Returns :

a string corresponding to the logical name of the network interface.

On failure, throws an exception or returns Y_LOGICALNAME_INVALID.

network→get_macAddress()**YNetwork****network→macAddress()**

Returns the MAC address of the network interface.

js	function get_macAddress ()
cpp	string get_macAddress ()
m	-(NSString*) macAddress
pas	function get_macAddress (): string
vb	function get_macAddress () As String
cs	string get_macAddress ()
java	String get_macAddress ()
uwp	async Task<string> get_macAddress ()
py	get_macAddress ()
php	function get_macAddress ()
es	async get_macAddress ()
cmd	YNetwork target get_macAddress

The MAC address is also available on a sticker on the module, in both numeric and barcode forms.

Returns :

a string corresponding to the MAC address of the network interface

On failure, throws an exception or returns Y_MACADDRESS_INVALID.

network→get_module()**network→module()**

Gets the YModule object for the device on which the function is located.

js	function get_module ()
c++	YModule * get_module ()
m	-(YModule*) module
pas	function get_module (): TModule
vb	function get_module () As YModule
cs	YModule get_module ()
java	YModule get_module ()
py	get_module ()
php	function get_module ()
es	async get_module ()

If the function cannot be located on any module, the returned instance of YModule is not shown as on-line.

Returns :

an instance of YModule

network→get_module_async()**YNetwork****network→module_async()**

Gets the YModule object for the device on which the function is located (asynchronous version).

```
js function get_module_async( callback, context)
```

If the function cannot be located on any module, the returned YModule object does not show as on-line.

This asynchronous version exists only in JavaScript. It uses a callback instead of a return value in order to avoid blocking Firefox JavaScript VM that does not implement context switching during blocking I/O calls. See the documentation section on asynchronous JavaScript calls for more details.

Parameters :

callback callback function that is invoked when the result is known. The callback function receives three arguments: the caller-specific context object, the receiving function object and the requested YModule object

context caller-specific object that is passed as-is to the callback function

Returns :

nothing : the result is provided to the callback.

network→get_ntpServer()**YNetwork****network→ntpServer()**

Returns the IP address of the NTP server to be used by the device.

js	function get_ntpServer ()
cpp	string get_ntpServer ()
m	-(NSString*) ntpServer
pas	function get_ntpServer (): string
vb	function get_ntpServer () As String
cs	string get_ntpServer ()
java	String get_ntpServer ()
uwp	async Task<string> get_ntpServer ()
py	get_ntpServer ()
php	function get_ntpServer ()
es	async get_ntpServer ()
cmd	YNetwork target get_ntpServer

Returns :

a string corresponding to the IP address of the NTP server to be used by the device

On failure, throws an exception or returns Y_NTPSERVER_INVALID.

network→**get_poeCurrent()****YNetwork****network**→**poeCurrent()**

Returns the current consumed by the module from Power-over-Ethernet (PoE), in milliamps.

js	function get_poeCurrent ()
cpp	int get_poeCurrent ()
m	-(int) poeCurrent
pas	function get_poeCurrent (): LongInt
vb	function get_poeCurrent () As Integer
cs	int get_poeCurrent ()
java	int get_poeCurrent ()
uwp	async Task<int> get_poeCurrent ()
py	get_poeCurrent ()
php	function get_poeCurrent ()
es	async get_poeCurrent ()
cmd	YNetwork target get_poeCurrent

The current consumption is measured after converting PoE source to 5 Volt, and should never exceed 1800 mA.

Returns :

an integer corresponding to the current consumed by the module from Power-over-Ethernet (PoE), in milliamps

On failure, throws an exception or returns Y_POECURRENT_INVALID.

network→get_primaryDNS()**YNetwork****network→primaryDNS()**

Returns the IP address of the primary name server to be used by the module.

js	function get_primaryDNS ()
c++	string get_primaryDNS ()
m	-(NSString*) primaryDNS
pas	function get_primaryDNS (): string
vb	function get_primaryDNS () As String
cs	string get_primaryDNS ()
java	String get_primaryDNS ()
uwp	async Task<string> get_primaryDNS ()
py	get_primaryDNS ()
php	function get_primaryDNS ()
es	async get_primaryDNS ()
cmd	YNetwork target get_primaryDNS

Returns :

a string corresponding to the IP address of the primary name server to be used by the module

On failure, throws an exception or returns Y_PRIMARYDNS_INVALID.

network→get_readiness()**YNetwork****network→readiness()**

Returns the current established working mode of the network interface.

js	function get_readiness ()
cpp	Y_READINESS_enum get_readiness ()
m	-(Y_READINESS_enum) readiness
pas	function get_readiness (): Integer
vb	function get_readiness () As Integer
cs	int get_readiness ()
java	int get_readiness ()
uwp	async Task<int> get_readiness ()
py	get_readiness ()
php	function get_readiness ()
es	async get_readiness ()
cmd	YNetwork target get_readiness

Level zero (DOWN_0) means that no hardware link has been detected. Either there is no signal on the network cable, or the selected wireless access point cannot be detected. Level 1 (LIVE_1) is reached when the network is detected, but is not yet connected. For a wireless network, this shows that the requested SSID is present. Level 2 (LINK_2) is reached when the hardware connection is established. For a wired network connection, level 2 means that the cable is attached at both ends. For a connection to a wireless access point, it shows that the security parameters are properly configured. For an ad-hoc wireless connection, it means that there is at least one other device connected on the ad-hoc network. Level 3 (DHCP_3) is reached when an IP address has been obtained using DHCP. Level 4 (DNS_4) is reached when the DNS server is reachable on the network. Level 5 (WWW_5) is reached when global connectivity is demonstrated by properly loading the current time from an NTP server.

Returns :

a value among Y_READINESS_DOWN, Y_READINESS_EXISTS, Y_READINESS_LINKED, Y_READINESS_LAN_OK and Y_READINESS_WWW_OK corresponding to the current established working mode of the network interface

On failure, throws an exception or returns Y_READINESS_INVALID.

network→**get_router()****network**→**router()**

Returns the IP address of the router on the device subnet (default gateway).

js	function get_router ()
c++	string get_router ()
m	-(NSString*) router
pas	function get_router (): string
vb	function get_router () As String
cs	string get_router ()
java	String get_router ()
uwp	async Task<string> get_router ()
py	get_router ()
php	function get_router ()
es	async get_router ()
cmd	YNetwork target get_router

Returns :

a string corresponding to the IP address of the router on the device subnet (default gateway)

On failure, throws an exception or returns Y_ROUTER_INVALID.

network→get_secondaryDNS()**YNetwork****network→secondaryDNS()**

Returns the IP address of the secondary name server to be used by the module.

js	function get_secondaryDNS ()
cpp	string get_secondaryDNS ()
m	-(NSString*) secondaryDNS
pas	function get_secondaryDNS (): string
vb	function get_secondaryDNS () As String
cs	string get_secondaryDNS ()
java	String get_secondaryDNS ()
uwp	async Task<string> get_secondaryDNS ()
py	get_secondaryDNS ()
php	function get_secondaryDNS ()
es	async get_secondaryDNS ()
cmd	YNetwork target get_secondaryDNS

Returns :

a string corresponding to the IP address of the secondary name server to be used by the module

On failure, throws an exception or returns Y_SECONDARYDNS_INVALID.

network→**get_serialNumber()****YNetwork****network**→**serialNumber()**

Returns the serial number of the module, as set by the factory.

js	function get_serialNumber ()
cpp	string get_serialNumber ()
m	-(NSString*) serialNumber
pas	function get_serialNumber (): string
vb	function get_serialNumber () As String
cs	string get_serialNumber ()
java	String get_serialNumber ()
uwp	async Task<string> get_serialNumber ()
py	get_serialNumber ()
php	function get_serialNumber ()
es	async get_serialNumber ()
cmd	YNetwork target get_serialNumber

Returns :

a string corresponding to the serial number of the module, as set by the factory.

On failure, throws an exception or returns YModule.SERIALNUMBER_INVALID.

network→get_subnetMask()**YNetwork****network→subnetMask()**

Returns the subnet mask currently used by the device.

js	function get_subnetMask ()
cpp	string get_subnetMask ()
m	-(NSString*) subnetMask
pas	function get_subnetMask (): string
vb	function get_subnetMask () As String
cs	string get_subnetMask ()
java	String get_subnetMask ()
uwp	async Task<string> get_subnetMask ()
py	get_subnetMask ()
php	function get_subnetMask ()
es	async get_subnetMask ()
cmd	YNetwork target get_subnetMask

Returns :

a string corresponding to the subnet mask currently used by the device

On failure, throws an exception or returns Y_SUBNETMASK_INVALID.

network→get_userData()**network→userData()**

Returns the value of the userData attribute, as previously stored using method `set_userData`.

js	function get_userData ()
cpp	void * get_userData ()
m	-(id) userData
pas	function get_userData (): Tobject
vb	function get_userData () As Object
cs	object get_userData ()
java	Object get_userData ()
py	get_userData ()
php	function get_userData ()
es	async get_userData ()

This attribute is never touched directly by the API, and is at disposal of the caller to store a context.

Returns :

the object stored previously by the caller.

network→get_userPassword()**YNetwork****network→userPassword()**

Returns a hash string if a password has been set for "user" user, or an empty string otherwise.

js	function get_userPassword ()
cpp	string get_userPassword ()
m	-(NSString*) userPassword
pas	function get_userPassword (): string
vb	function get_userPassword () As String
cs	string get_userPassword ()
java	String get_userPassword ()
uwp	async Task<string> get_userPassword ()
py	get_userPassword ()
php	function get_userPassword ()
es	async get_userPassword ()
cmd	YNetwork target get_userPassword

Returns :

a string corresponding to a hash string if a password has been set for "user" user, or an empty string otherwise

On failure, throws an exception or returns Y_USERPASSWORD_INVALID.

network→get_wwwWatchdogDelay()**YNetwork****network→wwwWatchdogDelay()**

Returns the allowed downtime of the WWW link (in seconds) before triggering an automated reboot to try to recover Internet connectivity.

js	function get_wwwWatchdogDelay ()
cpp	int get_wwwWatchdogDelay ()
m	-(int) wwwWatchdogDelay
pas	function get_wwwWatchdogDelay (): LongInt
vb	function get_wwwWatchdogDelay () As Integer
cs	int get_wwwWatchdogDelay ()
java	int get_wwwWatchdogDelay ()
uwp	async Task<int> get_wwwWatchdogDelay ()
py	get_wwwWatchdogDelay ()
php	function get_wwwWatchdogDelay ()
es	async get_wwwWatchdogDelay ()
cmd	YNetwork target get_wwwWatchdogDelay

A zero value disables automated reboot in case of Internet connectivity loss.

Returns :

an integer corresponding to the allowed downtime of the WWW link (in seconds) before triggering an automated reboot to try to recover Internet connectivity

On failure, throws an exception or returns Y_WWWWATCHDOGDELAY_INVALID.

network→isOnline()**YNetwork**

Checks if the network interface is currently reachable, without raising any error.

js	function isOnline ()
cpp	bool isOnline ()
m	-(BOOL) isOnline
pas	function isOnline (): boolean
vb	function isOnline () As Boolean
cs	bool isOnline ()
java	boolean isOnline ()
py	isOnline ()
php	function isOnline ()
es	async isOnline ()

If there is a cached value for the network interface in cache, that has not yet expired, the device is considered reachable. No exception is raised if there is an error while trying to contact the device hosting the network interface.

Returns :

`true` if the network interface can be reached, and `false` otherwise

network→isOnline_async()**YNetwork**

Checks if the network interface is currently reachable, without raising any error (asynchronous version).

```
js function isOnline_async( callback, context)
```

If there is a cached value for the network interface in cache, that has not yet expired, the device is considered reachable. No exception is raised if there is an error while trying to contact the device hosting the requested function.

This asynchronous version exists only in Javascript. It uses a callback instead of a return value in order to avoid blocking the Javascript virtual machine.

Parameters :

callback callback function that is invoked when the result is known. The callback function receives three arguments: the caller-specific context object, the receiving function object and the boolean result

context caller-specific object that is passed as-is to the callback function

Returns :

nothing : the result is provided to the callback.

network→isReadOnly()**YNetwork**

Test if the function is readOnly.

cpp	<code>bool isReadOnly()</code>
m	<code>-(bool) isReadOnly</code>
pas	<code>function isReadOnly(): boolean</code>
vb	<code>function isReadOnly() As Boolean</code>
cs	<code>bool isReadOnly()</code>
java	<code>boolean isReadOnly()</code>
uwp	<code>async Task<bool> isReadOnly()</code>
py	<code>isReadOnly()</code>
php	<code>function isReadOnly()</code>
es	<code>async isReadOnly()</code>
cmd	<code>YNetwork target isReadOnly</code>

Return `true` if the function is write protected or that the function is not available.

Returns :

`true` if the function is readOnly or not online.

network→load()

Preloads the network interface cache with a specified validity duration.

js	function load (msValidity)
c++	YRETCODE load (int msValidity)
m	-(YRETCODE) load : (u64) msValidity
pas	function load (msValidity : u64): YRETCODE
vb	function load (ByVal msValidity As Long) As YRETCODE
cs	YRETCODE load (ulong msValidity)
java	int load (long msValidity)
py	load (msValidity)
php	function load (\$msValidity)
es	async load (msValidity)

By default, whenever accessing a device, all function attributes are kept in cache for the standard duration (5 ms). This method can be used to temporarily mark the cache as valid for a longer period, in order to reduce network traffic for instance.

Parameters :

msValidity an integer corresponding to the validity attributed to the loaded function parameters, in milliseconds

Returns :

YAPI_SUCCESS when the call succeeds.

On failure, throws an exception or returns a negative error code.

network→loadAttribute()**YNetwork**

Returns the current value of a single function attribute, as a text string, as quickly as possible but without using the cached value.

js	function loadAttribute (attrName)
cpp	string loadAttribute (string attrName)
m	-(NSString*) loadAttribute : (NSString*) attrName
pas	function loadAttribute (attrName : string): string
vb	function loadAttribute () As String
cs	string loadAttribute (string attrName)
java	String loadAttribute (String attrName)
uwp	async Task<string> loadAttribute (string attrName)
py	loadAttribute (attrName)
php	function loadAttribute (\$ attrName)
es	async loadAttribute (attrName)

Parameters :

attrName the name of the requested attribute

Returns :

a string with the value of the the attribute

On failure, throws an exception or returns an empty string.

network→load_async()**YNetwork**

Preloads the network interface cache with a specified validity duration (asynchronous version).

```
js function load_async( msValidity, callback, context)
```

By default, whenever accessing a device, all function attributes are kept in cache for the standard duration (5 ms). This method can be used to temporarily mark the cache as valid for a longer period, in order to reduce network traffic for instance.

This asynchronous version exists only in JavaScript. It uses a callback instead of a return value in order to avoid blocking the JavaScript virtual machine.

Parameters :

- msValidity** an integer corresponding to the validity of the loaded function parameters, in milliseconds
- callback** callback function that is invoked when the result is known. The callback function receives three arguments: the caller-specific context object, the receiving function object and the error code (or YAPI_SUCCESS)
- context** caller-specific object that is passed as-is to the callback function

Returns :

nothing : the result is provided to the callback.

network→muteValueCallbacks()**YNetwork**

Disables the propagation of every new advertised value to the parent hub.

js	function muteValueCallbacks ()
cpp	int muteValueCallbacks ()
m	-(int) muteValueCallbacks
pas	function muteValueCallbacks (): LongInt
vb	function muteValueCallbacks () As Integer
cs	int muteValueCallbacks ()
java	int muteValueCallbacks ()
uwp	async Task<int> muteValueCallbacks ()
py	muteValueCallbacks ()
php	function muteValueCallbacks ()
es	async muteValueCallbacks ()
cmd	YNetwork target muteValueCallbacks

You can use this function to save bandwidth and CPU on computers with limited resources, or to prevent unwanted invocations of the HTTP callback. Remember to call the `saveToFlash()` method of the module if the modification must be kept.

Returns :

YAPI_SUCCESS when the call succeeds.

On failure, throws an exception or returns a negative error code.

network→**nextNetwork()****YNetwork**

Continues the enumeration of network interfaces started using `yFirstNetwork()`.

js	<code>function nextNetwork()</code>
cpp	<code>YNetwork * nextNetwork()</code>
m	<code>-(YNetwork*) nextNetwork</code>
pas	<code>function nextNetwork(): TYNetwork</code>
vb	<code>function nextNetwork() As YNetwork</code>
cs	<code>YNetwork nextNetwork()</code>
java	<code>YNetwork nextNetwork()</code>
uwp	<code>YNetwork nextNetwork()</code>
py	<code>nextNetwork()</code>
php	<code>function nextNetwork()</code>
es	<code>nextNetwork()</code>

Caution: You can't make any assumption about the returned network interfaces order. If you want to find a specific a network interface, use `Network.findNetwork()` and a `hardwareID` or a logical name.

Returns :

a pointer to a `YNetwork` object, corresponding to a network interface currently online, or a `null` pointer if there are no more network interfaces to enumerate.

network→ping()**YNetwork**

Pings host to test the network connectivity.

js	function ping (host)
cpp	string ping (string host)
m	-(NSString*) ping : (NSString*) host
pas	function ping (host : string): string
vb	function ping () As String
cs	string ping (string host)
java	String ping (String host)
uwp	async Task<string> ping (string host)
py	ping (host)
php	function ping (\$host)
es	async ping (host)
cmd	YNetwork target ping host

Sends four ICMP ECHO_REQUEST requests from the module to the target host. This method returns a string with the result of the 4 ICMP ECHO_REQUEST requests.

Parameters :

host the hostname or the IP address of the target

Returns :

a string with the result of the ping.

network→registerValueCallback()**YNetwork**

Registers the callback function that is invoked on every change of advertised value.

js	function registerValueCallback (callback)
c++	int registerValueCallback (YNetworkValueCallback callback)
m	-(int) registerValueCallback : (YNetworkValueCallback) callback
pas	function registerValueCallback (callback : TYNetworkValueCallback): LongInt
vb	function registerValueCallback () As Integer
cs	int registerValueCallback (ValueCallback callback)
java	int registerValueCallback (UpdateCallback callback)
uwp	async Task<int> registerValueCallback (ValueCallback callback)
py	registerValueCallback (callback)
php	function registerValueCallback (\$callback)
es	async registerValueCallback (callback)

The callback is invoked only during the execution of `ySleep` or `yHandleEvents`. This provides control over the time when the callback is triggered. For good responsiveness, remember to call one of these two functions periodically. To unregister a callback, pass a null pointer as argument.

Parameters :

callback the callback function to call, or a null pointer. The callback function should take two arguments: the function object of which the value has changed, and the character string describing the new advertised value.

network→set_adminPassword()**YNetwork****network→setAdminPassword()**

Changes the password for the "admin" user.

js	function set_adminPassword (newval)
cpp	int set_adminPassword (const string& newval)
m	-(int) setAdminPassword : (NSString*) newval
pas	function set_adminPassword (newval : string): integer
vb	function set_adminPassword (ByVal newval As String) As Integer
cs	int set_adminPassword (string newval)
java	int set_adminPassword (String newval)
uwp	async Task<int> set_adminPassword (string newval)
py	set_adminPassword (newval)
php	function set_adminPassword (\$ newval)
es	async set_adminPassword (newval)
cmd	YNetwork target set_adminPassword newval

This password becomes instantly required to perform any change of the module state. If the specified value is an empty string, a password is not required anymore. Remember to call the `saveToFlash()` method of the module if the modification must be kept.

Parameters :

newval a string corresponding to the password for the "admin" user

Returns :

YAPI_SUCCESS if the call succeeds.

On failure, throws an exception or returns a negative error code.

network→set_callbackCredentials()**network→setCallbackCredentials()**

Changes the credentials required to connect to the callback address.

js	function set_callbackCredentials (newval)
cpp	int set_callbackCredentials (const string& newval)
m	-(int) setCallbackCredentials : (NSString*) newval
pas	function set_callbackCredentials (newval : string): integer
vb	function set_callbackCredentials (ByVal newval As String) As Integer
cs	int set_callbackCredentials (string newval)
java	int set_callbackCredentials (String newval)
uwp	async Task<int> set_callbackCredentials (string newval)
py	set_callbackCredentials (newval)
php	function set_callbackCredentials (\$ newval)
es	async set_callbackCredentials (newval)
cmd	YNetwork target set_callbackCredentials newval

The credentials must be provided as returned by function `get_callbackCredentials`, in the form `username:hash`. The method used to compute the hash varies according to the authentication scheme implemented by the callback, For Basic authentication, the hash is the MD5 of the string `username:password`. For Digest authentication, the hash is the MD5 of the string `username:realm:password`. For a simpler way to configure callback credentials, use function `callbackLogin` instead. Remember to call the `saveToFlash()` method of the module if the modification must be kept.

Parameters :

newval a string corresponding to the credentials required to connect to the callback address

Returns :

YAPI_SUCCESS if the call succeeds.

On failure, throws an exception or returns a negative error code.

network→set_callbackEncoding()**YNetwork****network→setCallbackEncoding()**

Changes the encoding standard to use for representing notification values.

js	function set_callbackEncoding (newval)
cpp	int set_callbackEncoding (Y_CALLBACKENCODING_enum newval)
m	-(int) setCallbackEncoding : (Y_CALLBACKENCODING_enum) newval
pas	function set_callbackEncoding (newval : Integer): integer
vb	function set_callbackEncoding (ByVal newval As Integer) As Integer
cs	int set_callbackEncoding (int newval)
java	int set_callbackEncoding (int newval)
uwp	async Task<int> set_callbackEncoding (int newval)
py	set_callbackEncoding (newval)
php	function set_callbackEncoding (\$ newval)
es	async set_callbackEncoding (newval)
cmd	YNetwork target set_callbackEncoding newval

Remember to call the `saveToFlash()` method of the module if the modification must be kept.

Parameters :

newval a value among Y_CALLBACKENCODING_FORM, Y_CALLBACKENCODING_JSON, Y_CALLBACKENCODING_JSON_ARRAY, Y_CALLBACKENCODING_CSV, Y_CALLBACKENCODING_YOCTO_API, Y_CALLBACKENCODING_JSON_NUM, Y_CALLBACKENCODING_EMONCMS, Y_CALLBACKENCODING_AZURE, Y_CALLBACKENCODING_INFLUXDB, Y_CALLBACKENCODING_MQTT, Y_CALLBACKENCODING_YOCTO_API_JZON and Y_CALLBACKENCODING_PRTG corresponding to the encoding standard to use for representing notification values

Returns :

YAPI_SUCCESS if the call succeeds.

On failure, throws an exception or returns a negative error code.

network→set_callbackInitialDelay()**YNetwork****network→setCallbackInitialDelay()**

Changes the initial waiting time before first callback notifications, in seconds.

js	function set_callbackInitialDelay (newval)
cpp	int set_callbackInitialDelay (int newval)
m	-(int) setCallbackInitialDelay : (int) newval
pas	function set_callbackInitialDelay (newval : LongInt): integer
vb	function set_callbackInitialDelay (ByVal newval As Integer) As Integer
cs	int set_callbackInitialDelay (int newval)
java	int set_callbackInitialDelay (int newval)
uwp	async Task<int> set_callbackInitialDelay (int newval)
py	set_callbackInitialDelay (newval)
php	function set_callbackInitialDelay (\$newval)
es	async set_callbackInitialDelay (newval)
cmd	YNetwork target set_callbackInitialDelay newval

Remember to call the `saveToFlash()` method of the module if the modification must be kept.

Parameters :

newval an integer corresponding to the initial waiting time before first callback notifications, in seconds

Returns :

YAPI_SUCCESS if the call succeeds.

On failure, throws an exception or returns a negative error code.

network→set_callbackMaxDelay()**YNetwork****network→setCallbackMaxDelay()**

Changes the waiting time between two HTTP callbacks when there is nothing new.

js	function set_callbackMaxDelay (newval)
cpp	int set_callbackMaxDelay (int newval)
m	-(int) setCallbackMaxDelay : (int) newval
pas	function set_callbackMaxDelay (newval : LongInt): integer
vb	function set_callbackMaxDelay (ByVal newval As Integer) As Integer
cs	int set_callbackMaxDelay (int newval)
java	int set_callbackMaxDelay (int newval)
uwp	async Task<int> set_callbackMaxDelay (int newval)
py	set_callbackMaxDelay (newval)
php	function set_callbackMaxDelay (\$newval)
es	async set_callbackMaxDelay (newval)
cmd	YNetwork target set_callbackMaxDelay newval

Remember to call the `saveToFlash()` method of the module if the modification must be kept.

Parameters :

newval an integer corresponding to the waiting time between two HTTP callbacks when there is nothing new

Returns :

YAPI_SUCCESS if the call succeeds.

On failure, throws an exception or returns a negative error code.

network→set_callbackMethod()**YNetwork****network→setCallbackMethod()**

Changes the HTTP method used to notify callbacks for significant state changes.

js	function set_callbackMethod (newval)
cpp	int set_callbackMethod (Y_CALLBACKMETHOD_enum newval)
m	-(int) setCallbackMethod : (Y_CALLBACKMETHOD_enum) newval
pas	function set_callbackMethod (newval : Integer): integer
vb	function set_callbackMethod (ByVal newval As Integer) As Integer
cs	int set_callbackMethod (int newval)
java	int set_callbackMethod (int newval)
uwp	async Task<int> set_callbackMethod (int newval)
py	set_callbackMethod (newval)
php	function set_callbackMethod (\$newval)
es	async set_callbackMethod (newval)
cmd	YNetwork target set_callbackMethod newval

Remember to call the `saveToFlash()` method of the module if the modification must be kept.

Parameters :

newval a value among Y_CALLBACKMETHOD_POST, Y_CALLBACKMETHOD_GET and Y_CALLBACKMETHOD_PUT corresponding to the HTTP method used to notify callbacks for significant state changes

Returns :

YAPI_SUCCESS if the call succeeds.

On failure, throws an exception or returns a negative error code.

network→set_callbackMinDelay()**YNetwork****network→setCallbackMinDelay()**

Changes the minimum waiting time between two HTTP callbacks, in seconds.

js	function set_callbackMinDelay (newval)
cpp	int set_callbackMinDelay (int newval)
m	-(int) setCallbackMinDelay : (int) newval
pas	function set_callbackMinDelay (newval : LongInt): integer
vb	function set_callbackMinDelay (ByVal newval As Integer) As Integer
cs	int set_callbackMinDelay (int newval)
java	int set_callbackMinDelay (int newval)
uwp	async Task<int> set_callbackMinDelay (int newval)
py	set_callbackMinDelay (newval)
php	function set_callbackMinDelay (\$newval)
es	async set_callbackMinDelay (newval)
cmd	YNetwork target set_callbackMinDelay newval

Remember to call the `saveToFlash()` method of the module if the modification must be kept.

Parameters :

newval an integer corresponding to the minimum waiting time between two HTTP callbacks, in seconds

Returns :

YAPI_SUCCESS if the call succeeds.

On failure, throws an exception or returns a negative error code.

network→set_callbackSchedule()**YNetwork****network→setCallbackSchedule()**

Changes the HTTP callback schedule strategy, as a text string.

js	function set_callbackSchedule (newval)
cpp	int set_callbackSchedule (const string& newval)
m	-(int) setCallbackSchedule : (NSString*) newval
pas	function set_callbackSchedule (newval : string): integer
vb	function set_callbackSchedule (ByVal newval As String) As Integer
cs	int set_callbackSchedule (string newval)
java	int set_callbackSchedule (String newval)
uwp	async Task<int> set_callbackSchedule (string newval)
py	set_callbackSchedule (newval)
php	function set_callbackSchedule (\$newval)
es	async set_callbackSchedule (newval)
cmd	YNetwork target set_callbackSchedule newval

Remember to call the `saveToFlash()` method of the module if the modification must be kept.

Parameters :

newval a string corresponding to the HTTP callback schedule strategy, as a text string

Returns :

YAPI_SUCCESS if the call succeeds.

On failure, throws an exception or returns a negative error code.

network→set_callbackUrl()**YNetwork****network→setCallbackUrl()**

Changes the callback URL to notify significant state changes.

js	function set_callbackUrl (newval)
cpp	int set_callbackUrl (const string& newval)
m	-(int) setCallbackUrl : (NSString*) newval
pas	function set_callbackUrl (newval : string): integer
vb	function set_callbackUrl (ByVal newval As String) As Integer
cs	int set_callbackUrl (string newval)
java	int set_callbackUrl (String newval)
uwp	async Task<int> set_callbackUrl (string newval)
py	set_callbackUrl (newval)
php	function set_callbackUrl (\$ newval)
es	async set_callbackUrl (newval)
cmd	YNetwork target set_callbackUrl newval

Remember to call the `saveToFlash()` method of the module if the modification must be kept.

Parameters :

newval a string corresponding to the callback URL to notify significant state changes

Returns :

YAPI_SUCCESS if the call succeeds.

On failure, throws an exception or returns a negative error code.

network→set_defaultPage()**network→setDefaultPage()**

Changes the default HTML page returned by the hub.

js	function set_defaultPage (newval)
cpp	int set_defaultPage (const string& newval)
m	-(int) setDefaultPage : (NSString*) newval
pas	function set_defaultPage (newval : string): integer
vb	function set_defaultPage (ByVal newval As String) As Integer
cs	int set_defaultPage (string newval)
java	int set_defaultPage (String newval)
uwp	async Task<int> set_defaultPage (string newval)
py	set_defaultPage (newval)
php	function set_defaultPage (\$ newval)
es	async set_defaultPage (newval)
cmd	YNetwork target set_defaultPage newval

If not value are set the hub return "index.html" which is the web interface of the hub. It is possible to change this page for file that has been uploaded on the hub. The maximum filename size is 15 characters. When you change this parameter, remember to call the `saveToFlash()` method of the module if the modification must be kept.

Parameters :

newval a string corresponding to the default HTML page returned by the hub

Returns :

YAPI_SUCCESS if the call succeeds.

On failure, throws an exception or returns a negative error code.

network→set_discoverable()**YNetwork****network→setDiscoverable()**

Changes the activation state of the multicast announce protocols to allow easy discovery of the module in the network neighborhood (uPnP/Bonjour protocol).

js	function set_discoverable (newval)
cpp	int set_discoverable (Y_DISCOVERABLE_enum newval)
m	-(int) setDiscoverable : (Y_DISCOVERABLE_enum) newval
pas	function set_discoverable (newval : Integer): integer
vb	function set_discoverable (ByVal newval As Integer) As Integer
cs	int set_discoverable (int newval)
java	int set_discoverable (int newval)
uwp	async Task<int> set_discoverable (int newval)
py	set_discoverable (newval)
php	function set_discoverable (\$newval)
es	async set_discoverable (newval)
cmd	YNetwork target set_discoverable newval

Remember to call the `saveToFlash()` method of the module if the modification must be kept.

Parameters :

newval either Y_DISCOVERABLE_FALSE or Y_DISCOVERABLE_TRUE, according to the activation state of the multicast announce protocols to allow easy discovery of the module in the network neighborhood (uPnP/Bonjour protocol)

Returns :

YAPI_SUCCESS if the call succeeds.

On failure, throws an exception or returns a negative error code.

network→set_httpPort()**network→setHttpPort()**

Changes the the TCP port used to serve the hub web UI.

js	function set_httpPort (newval)
cpp	int set_httpPort (int newval)
m	-(int) setHttpPort : (int) newval
pas	function set_httpPort (newval : LongInt): integer
vb	function set_httpPort (ByVal newval As Integer) As Integer
cs	int set_httpPort (int newval)
java	int set_httpPort (int newval)
uwp	async Task<int> set_httpPort (int newval)
py	set_httpPort (newval)
php	function set_httpPort (\$newval)
es	async set_httpPort (newval)
cmd	YNetwork target set_httpPort newval

The default value is port 80, which is the default for all Web servers. Regardless of the value set here, the hub will always reply on port 4444, which is used by default by Yoctopuce API library. When you change this parameter, remember to call the `saveToFlash()` method of the module if the modification must be kept.

Parameters :

newval an integer corresponding to the the TCP port used to serve the hub web UI

Returns :

YAPI_SUCCESS if the call succeeds.

On failure, throws an exception or returns a negative error code.

network→set_logicalName()**YNetwork****network→setLogicalName()**

Changes the logical name of the network interface.

js	function set_logicalName (newval)
cpp	int set_logicalName (const string& newval)
m	-(int) setLogicalName : (NSString*) newval
pas	function set_logicalName (newval : string): integer
vb	function set_logicalName (ByVal newval As String) As Integer
cs	int set_logicalName (string newval)
java	int set_logicalName (String newval)
uwp	async Task<int> set_logicalName (string newval)
py	set_logicalName (newval)
php	function set_logicalName (\$ newval)
es	async set_logicalName (newval)
cmd	YNetwork target set_logicalName newval

You can use `yCheckLogicalName()` prior to this call to make sure that your parameter is valid. Remember to call the `saveToFlash()` method of the module if the modification must be kept.

Parameters :

newval a string corresponding to the logical name of the network interface.

Returns :

YAPI_SUCCESS if the call succeeds.

On failure, throws an exception or returns a negative error code.

network→set_ntpServer()**YNetwork****network→setNtpServer()**

Changes the IP address of the NTP server to be used by the module.

js	function set_ntpServer (newval)
cpp	int set_ntpServer (const string& newval)
m	-(int) setNtpServer : (NSString*) newval
pas	function set_ntpServer (newval : string): integer
vb	function set_ntpServer (ByVal newval As String) As Integer
cs	int set_ntpServer (string newval)
java	int set_ntpServer (String newval)
uwp	async Task<int> set_ntpServer (string newval)
py	set_ntpServer (newval)
php	function set_ntpServer (\$newval)
es	async set_ntpServer (newval)
cmd	YNetwork target set_ntpServer newval

Use an empty string to restore the factory set address. Remember to call the `saveToFlash()` method and then to reboot the module to apply this setting.

Parameters :

newval a string corresponding to the IP address of the NTP server to be used by the module

Returns :

YAPI_SUCCESS if the call succeeds.

On failure, throws an exception or returns a negative error code.

js	function set_periodicCallbackSchedule (interval , offset)
cpp	int set_periodicCallbackSchedule (string interval , int offset)
m	-(int) setPeriodicCallbackSchedule : (NSString*) interval : (int) offset
pas	function set_periodicCallbackSchedule (interval : string, offset : LongInt): LongInt
vb	function set_periodicCallbackSchedule () As Integer
cs	int set_periodicCallbackSchedule (string interval , int offset)
java	int set_periodicCallbackSchedule (String interval , int offset)
uwp	async Task<int> set_periodicCallbackSchedule (string interval , int offset)
py	set_periodicCallbackSchedule (interval , offset)
php	function set_periodicCallbackSchedule (\$ interval , \$ offset)
es	async set_periodicCallbackSchedule (interval , offset)
cnd	YNetwork target set_periodicCallbackSchedule interval offset

interval a string representing the callback periodicity, expressed in seconds, minutes or hours, eg. "60s", "5m", "1h", "48h".

offset an integer representing the time offset relative to the period when the callback should occur. For instance, if the periodicity is 24h, an offset of 7 will make the callback occur each day at 7AM.

YAPI_SUCCESS when the call succeeds.

www.yoctopuce.com

network→set_primaryDNS()**YNetwork****network→setPrimaryDNS()**

Changes the IP address of the primary name server to be used by the module.

js	function set_primaryDNS (newval)
cpp	int set_primaryDNS (const string& newval)
m	-(int) setPrimaryDNS : (NSString*) newval
pas	function set_primaryDNS (newval : string): integer
vb	function set_primaryDNS (ByVal newval As String) As Integer
cs	int set_primaryDNS (string newval)
java	int set_primaryDNS (String newval)
uwp	async Task<int> set_primaryDNS (string newval)
py	set_primaryDNS (newval)
php	function set_primaryDNS (\$ newval)
es	async set_primaryDNS (newval)
cmd	YNetwork target set_primaryDNS newval

When using DHCP, if a value is specified, it overrides the value received from the DHCP server. Remember to call the `saveToFlash()` method and then to reboot the module to apply this setting.

Parameters :

newval a string corresponding to the IP address of the primary name server to be used by the module

Returns :

YAPI_SUCCESS if the call succeeds.

On failure, throws an exception or returns a negative error code.

network→set_secondaryDNS()**YNetwork****network→setSecondaryDNS()**

Changes the IP address of the secondary name server to be used by the module.

js	function set_secondaryDNS (newval)
cpp	int set_secondaryDNS (const string& newval)
m	-(int) setSecondaryDNS : (NSString*) newval
pas	function set_secondaryDNS (newval : string): integer
vb	function set_secondaryDNS (ByVal newval As String) As Integer
cs	int set_secondaryDNS (string newval)
java	int set_secondaryDNS (String newval)
uwp	async Task<int> set_secondaryDNS (string newval)
py	set_secondaryDNS (newval)
php	function set_secondaryDNS (\$ newval)
es	async set_secondaryDNS (newval)
cmd	YNetwork target set_secondaryDNS newval

When using DHCP, if a value is specified, it overrides the value received from the DHCP server. Remember to call the `saveToFlash()` method and then to reboot the module to apply this setting.

Parameters :

newval a string corresponding to the IP address of the secondary name server to be used by the module

Returns :

YAPI_SUCCESS if the call succeeds.

On failure, throws an exception or returns a negative error code.

network→**set_userData()****network**→**setUserData()**

Stores a user context provided as argument in the `userData` attribute of the function.

js	function set_userData (data)
cpp	void set_userData (void* data)
m	-(void) setUserData : (id) data
pas	procedure set_userData (data : Tobject)
vb	procedure set_userData (ByVal data As Object)
cs	void set_userData (object data)
java	void set_userData (Object data)
py	set_userData (data)
php	function set_userData (\$data)
es	async set_userData (data)

This attribute is never touched by the API, and is at disposal of the caller to store a context.

Parameters :

data any kind of object to be stored

network→set_userPassword()**YNetwork****network→setUserPassword()**

Changes the password for the "user" user.

js	function set_userPassword (newval)
cpp	int set_userPassword (const string& newval)
m	-(int) setUserPassword : (NSString*) newval
pas	function set_userPassword (newval : string): integer
vb	function set_userPassword (ByVal newval As String) As Integer
cs	int set_userPassword (string newval)
java	int set_userPassword (String newval)
uwp	async Task<int> set_userPassword (string newval)
py	set_userPassword (newval)
php	function set_userPassword (\$ newval)
es	async set_userPassword (newval)
cmd	YNetwork target set_userPassword newval

This password becomes instantly required to perform any use of the module. If the specified value is an empty string, a password is not required anymore. Remember to call the `saveToFlash()` method of the module if the modification must be kept.

Parameters :

newval a string corresponding to the password for the "user" user

Returns :

YAPI_SUCCESS if the call succeeds.

On failure, throws an exception or returns a negative error code.

network→set_wwwWatchdogDelay()**YNetwork****network→setWwwWatchdogDelay()**

Changes the allowed downtime of the WWW link (in seconds) before triggering an automated reboot to try to recover Internet connectivity.

js	function set_wwwWatchdogDelay (newval)
cpp	int set_wwwWatchdogDelay (int newval)
m	-(int) setWwwWatchdogDelay : (int) newval
pas	function set_wwwWatchdogDelay (newval : LongInt): integer
vb	function set_wwwWatchdogDelay (ByVal newval As Integer) As Integer
cs	int set_wwwWatchdogDelay (int newval)
java	int set_wwwWatchdogDelay (int newval)
uwp	async Task<int> set_wwwWatchdogDelay (int newval)
py	set_wwwWatchdogDelay (newval)
php	function set_wwwWatchdogDelay (\$newval)
es	async set_wwwWatchdogDelay (newval)
cmd	YNetwork target set_wwwWatchdogDelay newval

A zero value disables automated reboot in case of Internet connectivity loss. The smallest valid non-zero timeout is 90 seconds. Remember to call the `saveToFlash()` method of the module if the modification must be kept.

Parameters :

newval an integer corresponding to the allowed downtime of the WWW link (in seconds) before triggering an automated reboot to try to recover Internet connectivity

Returns :

YAPI_SUCCESS if the call succeeds.

On failure, throws an exception or returns a negative error code.

network→triggerCallback()**YNetwork**

Trigger an HTTP callback quickly.

js	function triggerCallback ()
cpp	int triggerCallback ()
m	-(int) triggerCallback
pas	function triggerCallback (): LongInt
vb	function triggerCallback () As Integer
cs	int triggerCallback ()
java	int triggerCallback ()
uwp	async Task<int> triggerCallback ()
py	triggerCallback ()
php	function triggerCallback ()
es	async triggerCallback ()
cmd	YNetwork target triggerCallback

This function can even be called within an HTTP callback, in which case the next callback will be triggered 5 seconds after the end of the current callback, regardless if the minimum time between callbacks configured in the device.

Returns :

YAPI_SUCCESS when the call succeeds.

On failure, throws an exception or returns a negative error code.

network→unmuteValueCallbacks()**YNetwork**

Re-enables the propagation of every new advertised value to the parent hub.

js	function unmuteValueCallbacks ()
cpp	int unmuteValueCallbacks ()
m	-(int) unmuteValueCallbacks
pas	function unmuteValueCallbacks (): LongInt
vb	function unmuteValueCallbacks () As Integer
cs	int unmuteValueCallbacks ()
java	int unmuteValueCallbacks ()
uwp	async Task<int> unmuteValueCallbacks ()
py	unmuteValueCallbacks ()
php	function unmuteValueCallbacks ()
es	async unmuteValueCallbacks ()
cmd	YNetwork target unmuteValueCallbacks

This function reverts the effect of a previous call to `muteValueCallbacks()`. Remember to call the `saveToFlash()` method of the module if the modification must be kept.

Returns :

YAPI_SUCCESS when the call succeeds.

On failure, throws an exception or returns a negative error code.

network→useDHCP()**YNetwork**

Changes the configuration of the network interface to enable the use of an IP address received from a DHCP server.

```

js function useDHCP( fallbackIpAddr, fallbackSubnetMaskLen, fallbackRouter)
cpp int useDHCP( string fallbackIpAddr,
                int fallbackSubnetMaskLen,
                string fallbackRouter)
m -(int) useDHCP : (NSString*) fallbackIpAddr
    : (int) fallbackSubnetMaskLen
    : (NSString*) fallbackRouter
pas function useDHCP( fallbackIpAddr: string,
                    fallbackSubnetMaskLen: LongInt,
                    fallbackRouter: string): LongInt
vb function useDHCP( ) As Integer
cs int useDHCP( string fallbackIpAddr,
                int fallbackSubnetMaskLen,
                string fallbackRouter)
java int useDHCP( String fallbackIpAddr,
                 int fallbackSubnetMaskLen,
                 String fallbackRouter)
uwp async Task<int> useDHCP( string fallbackIpAddr,
                           int fallbackSubnetMaskLen,
                           string fallbackRouter)
py useDHCP( fallbackIpAddr, fallbackSubnetMaskLen, fallbackRouter)
php function useDHCP( $fallbackIpAddr, $fallbackSubnetMaskLen, $fallbackRouter)
es async useDHCP( fallbackIpAddr, fallbackSubnetMaskLen, fallbackRouter)
cmd YNetwork target useDHCP fallbackIpAddr fallbackSubnetMaskLen fallbackRouter

```

Until an address is received from a DHCP server, the module uses the IP parameters specified to this function. Remember to call the `saveToFlash()` method and then to reboot the module to apply this setting.

Parameters :

fallbackIpAddr fallback IP address, to be used when no DHCP reply is received
fallbackSubnetMaskLen fallback subnet mask length when no DHCP reply is received, as an integer (e.g. 24 means 255.255.255.0)
fallbackRouter fallback router IP address, to be used when no DHCP reply is received

Returns :

YAPI_SUCCESS when the call succeeds.

On failure, throws an exception or returns a negative error code.

network→useDHCPauto()**YNetwork**

Changes the configuration of the network interface to enable the use of an IP address received from a DHCP server.

js	function useDHCPauto ()
cpp	int useDHCPauto ()
m	-(int) useDHCPauto
pas	function useDHCPauto (): LongInt
vb	function useDHCPauto () As Integer
cs	int useDHCPauto ()
java	int useDHCPauto ()
uwp	async Task<int> useDHCPauto ()
py	useDHCPauto ()
php	function useDHCPauto ()
es	async useDHCPauto ()
cmd	YNetwork target useDHCPauto

Until an address is received from a DHCP server, the module uses an IP of the network 169.254.0.0/16 (APIPA). Remember to call the `saveToFlash()` method and then to reboot the module to apply this setting.

Returns :

YAPI_SUCCESS when the call succeeds.

On failure, throws an exception or returns a negative error code.

network→useStaticIP()**YNetwork**

Changes the configuration of the network interface to use a static IP address.

```

js function useStaticIP( ipAddress, subnetMaskLen, router)
cpp int useStaticIP( string ipAddress, int subnetMaskLen, string router)
m  -(int) useStaticIP : (NSString*) ipAddress
    : (int) subnetMaskLen
    : (NSString*) router
pas function useStaticIP( ipAddress: string,
    subnetMaskLen: LongInt,
    router: string): LongInt
vb  function useStaticIP( ) As Integer
cs  int useStaticIP( string ipAddress,
    int subnetMaskLen,
    string router)
java int useStaticIP( String ipAddress,
    int subnetMaskLen,
    String router)
uwp async Task<int> useStaticIP( string ipAddress,
    int subnetMaskLen,
    string router)
py  useStaticIP( ipAddress, subnetMaskLen, router)
php function useStaticIP( $ipAddress, $subnetMaskLen, $router)
es  async useStaticIP( ipAddress, subnetMaskLen, router)
cmd YNetwork target useStaticIP ipAddress subnetMaskLen router

```

Remember to call the `saveToFlash()` method and then to reboot the module to apply this setting.

Parameters :

ipAddress device IP address
subnetMaskLen subnet mask length, as an integer (e.g. 24 means 255.255.255.0)
router router IP address (default gateway)

Returns :

YAPI_SUCCESS when the call succeeds.

On failure, throws an exception or returns a negative error code.

network→wait_async()**YNetwork**

Waits for all pending asynchronous commands on the module to complete, and invoke the user-provided callback function.

```
js function wait_async( callback, context)
```

```
es wait_async( callback, context)
```

The callback function can therefore freely issue synchronous or asynchronous commands, without risking to block the JavaScript VM.

Parameters :

callback callback function that is invoked when all pending commands on the module are completed. The callback function receives two arguments: the caller-specific context object and the receiving function object.

context caller-specific object that is passed as-is to the callback function

Returns :

nothing.

11.4. Files function interface

The YFiles class is used to access the filesystem embedded on some Yoctopuce devices, for instance using a YoctoHub-Ethernet, a Yocto-Color-V2, a YoctoHub-Wireless-g or a Yocto-RS232. This filesystem makes it possible for instance to design a custom web UI (for networked devices) or to add fonts (on display devices).

In order to use the functions described here, you should include:

js	<script type='text/javascript' src='yocto_files.js'></script>
cpp	#include "yocto_files.h"
m	#import "yocto_files.h"
pas	uses yocto_files;
vb	yocto_files.vb
cs	yocto_files_proxy.cs
java	import com.yoctopuce.YoctoAPI.YFiles;
uwp	import com.yoctopuce.YoctoAPI.YFiles;
py	from yocto_files import *
php	require_once('yocto_files.php');
es	in HTML: <script src=".../lib/yocto_files.js"></script> in node.js: require('yoctolib-es2017/yocto_files.js');
vi	YFiles.vi

Global functions

yFindFiles(func)

Retrieves a filesystem for a given identifier.

yFindFilesInContext(yctx, func)

Retrieves a filesystem for a given identifier in a YAPI context.

yFirstFiles()

Starts the enumeration of filesystems currently accessible.

yFirstFilesInContext(yctx)

Starts the enumeration of filesystems currently accessible.

YFiles methods

files→clearCache()

Invalidates the cache.

files→describe()

Returns a short text that describes unambiguously the instance of the filesystem in the form TYPE (NAME) = SERIAL . FUNCTIONID.

files→download(pathname)

Downloads the requested file and returns a binary buffer with its content.

files→download_async(pathname, callback, context)

Downloads the requested file and returns a binary buffer with its content.

files→fileExist(filename)

Test if a file exist on the filesystem of the module.

files→format_fs()

Reinitialize the filesystem to its clean, unfragmented, empty state.

files→get_advertisedValue()

Returns the current value of the filesystem (no more than 6 characters).

files→get_errorMessage()

Returns the error message of the latest error with the filesystem.

files→get_errorType()

Returns the numerical error code of the latest error with the filesystem.

files→get_filesCount()

Returns the number of files currently loaded in the filesystem.

files→get_freeSpace()

Returns the free space for uploading new files to the filesystem, in bytes.

files→get_friendlyName()

Returns a global identifier of the filesystem in the format `MODULE_NAME . FUNCTION_NAME`.

files→get_functionDescriptor()

Returns a unique identifier of type `YFUN_DESCR` corresponding to the function.

files→get_functionId()

Returns the hardware identifier of the filesystem, without reference to the module.

files→get_hardwareId()

Returns the unique hardware identifier of the filesystem in the form `SERIAL . FUNCTIONID`.

files→get_list(pattern)

Returns a list of `YFileRecord` objects that describe files currently loaded in the filesystem.

files→get_logicalName()

Returns the logical name of the filesystem.

files→get_module()

Gets the `YModule` object for the device on which the function is located.

files→get_module_async(callback, context)

Gets the `YModule` object for the device on which the function is located (asynchronous version).

files→get_serialNumber()

Returns the serial number of the module, as set by the factory.

files→get_userData()

Returns the value of the `userData` attribute, as previously stored using method `set_userData`.

files→isOnline()

Checks if the filesystem is currently reachable, without raising any error.

files→isOnline_async(callback, context)

Checks if the filesystem is currently reachable, without raising any error (asynchronous version).

files→isReadOnly()

Test if the function is `readOnly`.

files→load(msValidity)

Preloads the filesystem cache with a specified validity duration.

files→loadAttribute(attrName)

Returns the current value of a single function attribute, as a text string, as quickly as possible but without using the cached value.

files→load_async(msValidity, callback, context)

Preloads the filesystem cache with a specified validity duration (asynchronous version).

files→muteValueCallbacks()

Disables the propagation of every new advertised value to the parent hub.

files→nextFiles()

Continues the enumeration of filesystems started using `yFirstFiles()`.

files→registerValueCallback(callback)

Registers the callback function that is invoked on every change of advertised value.

files→remove(pathname)

Deletes a file, given by its full path name, from the filesystem.

files→set_logicalName(newval)

Changes the logical name of the filesystem.

files→set_userData(data)

Stores a user context provided as argument in the userData attribute of the function.

files→unmuteValueCallbacks()

Re-enables the propagation of every new advertised value to the parent hub.

files→upload(pathname, content)

Uploads a file to the filesystem, to the specified full path name.

files→wait_async(callback, context)

Waits for all pending asynchronous commands on the module to complete, and invoke the user-provided callback function.

YFiles.FindFiles() yFindFiles()

YFiles

Retrieves a filesystem for a given identifier.

js	function yFindFiles (func)
cpp	YFiles* yFindFiles (string func)
m	+(YFiles*) FindFiles : (NSString*) func
pas	function yFindFiles (func : string): TYFiles
vb	function yFindFiles (ByVal func As String) As YFiles
cs	static YFiles FindFiles (string func)
java	static YFiles FindFiles (String func)
uwp	static YFiles FindFiles (string func)
py	FindFiles (func)
php	function yFindFiles (\$func)
es	static FindFiles (func)

The identifier can be specified using several formats:

- FunctionLogicalName
- ModuleSerialNumber.FunctionIdentifier
- ModuleSerialNumber.FunctionLogicalName
- ModuleLogicalName.FunctionIdentifier
- ModuleLogicalName.FunctionLogicalName

This function does not require that the filesystem is online at the time it is invoked. The returned object is nevertheless valid. Use the method `YFiles.isOnline()` to test if the filesystem is indeed online at a given time. In case of ambiguity when looking for a filesystem by logical name, no error is notified: the first instance found is returned. The search is performed first by hardware name, then by logical name.

If a call to this object's `is_online()` method returns `FALSE` although you are certain that the matching device is plugged, make sure that you did call `registerHub()` at application initialization time.

Parameters :

func a string that uniquely characterizes the filesystem, for instance `YHUBETH1.files`.

Returns :

a `YFiles` object allowing you to drive the filesystem.

YFiles.FindFilesInContext() yFindFilesInContext()

YFiles

Retrieves a filesystem for a given identifier in a YAPI context.

java	static YFiles FindFilesInContext (YAPIContext yctx , String func)
uwp	static YFiles FindFilesInContext (YAPIContext yctx , string func)
es	static FindFilesInContext (yctx , func)

The identifier can be specified using several formats:

- FunctionLogicalName
- ModuleSerialNumber.FunctionIdentifier
- ModuleSerialNumber.FunctionLogicalName
- ModuleLogicalName.FunctionIdentifier
- ModuleLogicalName.FunctionLogicalName

This function does not require that the filesystem is online at the time it is invoked. The returned object is nevertheless valid. Use the method `YFiles.isOnline()` to test if the filesystem is indeed online at a given time. In case of ambiguity when looking for a filesystem by logical name, no error is notified: the first instance found is returned. The search is performed first by hardware name, then by logical name.

Parameters :

yctx a YAPI context

func a string that uniquely characterizes the filesystem, for instance `YHUBETH1.files`.

Returns :

a `YFiles` object allowing you to drive the filesystem.

YFiles.FirstFiles() yFirstFiles()

YFiles

Starts the enumeration of filesystems currently accessible.

js	function yFirstFiles ()
cpp	YFiles* yFirstFiles ()
m	+(YFiles*) FirstFiles
pas	function yFirstFiles (): TYFiles
vb	function yFirstFiles () As YFiles
cs	static YFiles FirstFiles ()
java	static YFiles FirstFiles ()
uwp	static YFiles FirstFiles ()
py	FirstFiles ()
php	function yFirstFiles ()
es	static FirstFiles ()

Use the method `YFiles.nextFiles()` to iterate on next filesystems.

Returns :

a pointer to a `YFiles` object, corresponding to the first filesystem currently online, or a `null` pointer if there are none.

YFiles.FirstFilesInContext() yFirstFilesInContext()

YFiles

Starts the enumeration of filesystems currently accessible.

java	static YFiles FirstFilesInContext (YAPIContext yctx)
uwp	static YFiles FirstFilesInContext (YAPIContext yctx)
es	static FirstFilesInContext (yctx)

Use the method `YFiles.nextFiles()` to iterate on next filesystems.

Parameters :

yctx a YAPI context.

Returns :

a pointer to a `YFiles` object, corresponding to the first filesystem currently online, or a `null` pointer if there are none.

files→clearCache()**YFiles**

Invalidates the cache.

js	function clearCache ()
cpp	void clearCache ()
m	-(void) clearCache
pas	procedure clearCache ()
vb	procedure clearCache ()
cs	void clearCache ()
java	void clearCache ()
py	clearCache ()
php	function clearCache ()
es	async clearCache ()

Invalidates the cache of the filesystem attributes. Forces the next call to `get_xxx()` or `loadxxx()` to use values that come from the device.

files→describe()**YFiles**

Returns a short text that describes unambiguously the instance of the filesystem in the form `TYPE (NAME) = SERIAL.FUNCTIONID`.

js	function describe ()
cpp	string describe ()
m	-(NSString*) describe
pas	function describe (): string
vb	function describe () As String
cs	string describe ()
java	String describe ()
py	describe ()
php	function describe ()
es	async describe ()

More precisely, `TYPE` is the type of the function, `NAME` it the name used for the first access to the function, `SERIAL` is the serial number of the module if the module is connected or "unresolved", and `FUNCTIONID` is the hardware identifier of the function if the module is connected. For example, this method returns `Relay(MyCustomName.relay1)=RELAYLO1-123456.relay1` if the module is already connected or `Relay(BadCustomName.relay1)=unresolved` if the module has not yet been connected. This method does not trigger any USB or TCP transaction and can therefore be used in a debugger.

Returns :

a string that describes the filesystem (ex:
`Relay(MyCustomName.relay1)=RELAYLO1-123456.relay1`)

files→download()

YFiles

Downloads the requested file and returns a binary buffer with its content.

js	function download (pathname)
cpp	string download (string pathname)
m	-(NSMutableData*) download : (NSString*) pathname
pas	function download (pathname : string): TByteArray
vb	function download () As Byte
cs	byte[] download (string pathname)
java	byte[] download (String pathname)
uwp	async Task<byte[]> download (string pathname)
py	download (pathname)
php	function download (\$ pathname)
es	async download (pathname)
cmd	YFiles target download pathname

Parameters :

pathname path and name of the file to download

Returns :

a binary buffer with the file content

On failure, throws an exception or returns an empty content.

files→download_async()**YFiles**

Downloads the requested file and returns a binary buffer with its content.

```
js function download_async( pathname, callback, context)
```

This is the asynchronous version that uses a callback to pass the result when the download is completed.

Parameters :

- pathname** path and name of the new file to load
- callback** callback function that is invoked when the w The callback function receives three arguments: - the user-specific context object - the YFiles object whose download_async was invoked - a binary buffer with the file content
- context** user-specific object that is passed as-is to the callback function

Returns :

nothing.

files→fileExist()

YFiles

Test if a file exist on the filesystem of the module.

js	function fileExist (filename)
cpp	bool fileExist (string filename)
m	-(bool) fileExist : (NSString*) filename
pas	function fileExist (filename : string): boolean
vb	function fileExist () As Boolean
cs	bool fileExist (string filename)
java	boolean fileExist (String filename)
uwp	async Task<bool> fileExist (string filename)
py	fileExist (filename)
php	function fileExist (\$ filename)
es	async fileExist (filename)
cmd	YFiles target fileExist filename

Parameters :

filename the file name to test.

Returns :

a true if the file exist, false otherwise.

On failure, throws an exception.

files→format_fs()**YFiles**

Reinitialize the filesystem to its clean, unfragmented, empty state.

js	function format_fs ()
cpp	int format_fs ()
m	-(int) format_fs
pas	function format_fs (): LongInt
vb	function format_fs () As Integer
cs	int format_fs ()
java	int format_fs ()
uwp	async Task<int> format_fs ()
py	format_fs ()
php	function format_fs ()
es	async format_fs ()
cmd	YFiles target format_fs

All files previously uploaded are permanently lost.

Returns :

YAPI_SUCCESS if the call succeeds.

On failure, throws an exception or returns a negative error code.

files→get_advertisedValue()**files→advertisedValue()**

Returns the current value of the filesystem (no more than 6 characters).

js	function get_advertisedValue ()
cpp	string get_advertisedValue ()
m	-(NSString*) advertisedValue
pas	function get_advertisedValue (): string
vb	function get_advertisedValue () As String
cs	string get_advertisedValue ()
java	String get_advertisedValue ()
uwp	async Task<string> get_advertisedValue ()
py	get_advertisedValue ()
php	function get_advertisedValue ()
es	async get_advertisedValue ()
cmd	YFiles target get_advertisedValue

Returns :

a string corresponding to the current value of the filesystem (no more than 6 characters).

On failure, throws an exception or returns Y_ADVERTISEDVALUE_INVALID.

files→get_errorMessage()**YFiles****files→errorMessage()**

Returns the error message of the latest error with the filesystem.

js	function get_errorMessage ()
cpp	string get_errorMessage ()
m	-(NSString*) errorMessage
pas	function get_errorMessage (): string
vb	function get_errorMessage () As String
cs	string get_errorMessage ()
java	String get_errorMessage ()
py	get_errorMessage ()
php	function get_errorMessage ()
es	get_errorMessage ()

This method is mostly useful when using the Yoctopuce library with exceptions disabled.

Returns :

a string corresponding to the latest error message that occurred while using the filesystem object

files→**get_errorType()****files**→**errorType()**

Returns the numerical error code of the latest error with the filesystem.

js	function get_errorType ()
cpp	YRETCODE get_errorType ()
m	-(YRETCODE) errorType
pas	function get_errorType (): YRETCODE
vb	function get_errorType () As YRETCODE
cs	YRETCODE get_errorType ()
java	int get_errorType ()
py	get_errorType ()
php	function get_errorType ()
es	get_errorType ()

This method is mostly useful when using the Yoctopuce library with exceptions disabled.

Returns :

a number corresponding to the code of the latest error that occurred while using the filesystem object

files→get_filesCount()**YFiles****files→filesCount()**

Returns the number of files currently loaded in the filesystem.

js	function get_filesCount ()
cpp	int get_filesCount ()
m	-(int) filesCount
pas	function get_filesCount (): LongInt
vb	function get_filesCount () As Integer
cs	int get_filesCount ()
java	int get_filesCount ()
uwp	async Task<int> get_filesCount ()
py	get_filesCount ()
php	function get_filesCount ()
es	async get_filesCount ()
cmd	YFiles target get_filesCount

Returns :

an integer corresponding to the number of files currently loaded in the filesystem

On failure, throws an exception or returns Y_FILESCOUNT_INVALID.

files→get_freeSpace()**files→freeSpace()**

Returns the free space for uploading new files to the filesystem, in bytes.

js	function get_freeSpace ()
cpp	int get_freeSpace ()
m	-(int) freeSpace
pas	function get_freeSpace (): LongInt
vb	function get_freeSpace () As Integer
cs	int get_freeSpace ()
java	int get_freeSpace ()
uwp	async Task<int> get_freeSpace ()
py	get_freeSpace ()
php	function get_freeSpace ()
es	async get_freeSpace ()
cmd	YFiles target get_freeSpace

Returns :

an integer corresponding to the free space for uploading new files to the filesystem, in bytes

On failure, throws an exception or returns Y_FREESPACE_INVALID.

files→get_friendlyName()**YFiles****files→friendlyName()**

Returns a global identifier of the filesystem in the format `MODULE_NAME.FUNCTION_NAME`.

js	function get_friendlyName ()
cpp	string get_friendlyName ()
m	-(NSString*) friendlyName
cs	string get_friendlyName ()
java	String get_friendlyName ()
py	get_friendlyName ()
php	function get_friendlyName ()
es	async get_friendlyName ()

The returned string uses the logical names of the module and of the filesystem if they are defined, otherwise the serial number of the module and the hardware identifier of the filesystem (for example: `MyCustomName.relay1`)

Returns :

a string that uniquely identifies the filesystem using logical names (ex: `MyCustomName.relay1`)

On failure, throws an exception or returns `Y_FRIENDLYNAME_INVALID`.

files→get_functionDescriptor()**files→functionDescriptor()**

Returns a unique identifier of type YFUN_DESCR corresponding to the function.

js	function get_functionDescriptor ()
cpp	YFUN_DESCR get_functionDescriptor ()
m	-(YFUN_DESCR) functionDescriptor
pas	function get_functionDescriptor (): YFUN_DESCR
vb	function get_functionDescriptor () As YFUN_DESCR
cs	YFUN_DESCR get_functionDescriptor ()
java	String get_functionDescriptor ()
py	get_functionDescriptor ()
php	function get_functionDescriptor ()
es	async get_functionDescriptor ()

This identifier can be used to test if two instances of YFunction reference the same physical function on the same physical device.

Returns :

an identifier of type YFUN_DESCR.

If the function has never been contacted, the returned value is Y_FUNCTIONDESCRIPTOR_INVALID.

files→get_functionId()**YFiles****files→functionId()**

Returns the hardware identifier of the filesystem, without reference to the module.

js	function get_functionId ()
cpp	string get_functionId ()
m	-(NSString*) functionId
vb	function get_functionId () As String
cs	string get_functionId ()
java	String get_functionId ()
py	get_functionId ()
php	function get_functionId ()
es	async get_functionId ()

For example `relay1`

Returns :

a string that identifies the filesystem (ex: `relay1`)

On failure, throws an exception or returns `Y_FUNCTIONID_INVALID`.

files→**get_hardwareId()****files**→**hardwareId()**

Returns the unique hardware identifier of the filesystem in the form `SERIAL.FUNCTIONID`.

js	function get_hardwareId ()
cpp	string get_hardwareId ()
m	-(NSString*) hardwareId
vb	function get_hardwareId () As String
cs	string get_hardwareId ()
java	String get_hardwareId ()
py	get_hardwareId ()
php	function get_hardwareId ()
es	async get_hardwareId ()

The unique hardware identifier is composed of the device serial number and of the hardware identifier of the filesystem (for example `RELAYLO1-123456.relay1`).

Returns :

a string that uniquely identifies the filesystem (ex: `RELAYLO1-123456.relay1`)

On failure, throws an exception or returns `Y_HARDWAREID_INVALID`.

files→get_list()**YFiles****files→list()**

Returns a list of YFileRecord objects that describe files currently loaded in the filesystem.

js	function get_list (pattern)
cpp	vector<YFileRecord> get_list (string pattern)
m	-(NSMutableArray*) list : (NSString*) pattern
pas	function get_list (pattern : string): TYFileRecordArray
vb	function get_list () As List
cs	YFileRecord[] get_list (string pattern)
java	ArrayList<YFileRecord> get_list (String pattern)
uwp	async Task<List<YFileRecord>> get_list (string pattern)
py	get_list (pattern)
php	function get_list (\$ pattern)
es	async get_list (pattern)
cmd	YFiles target get_list pattern

Parameters :

pattern an optional filter pattern, using star and question marks as wild cards. When an empty pattern is provided, all file records are returned.

Returns :

a list of YFileRecord objects, containing the file path and name, byte size and 32-bit CRC of the file content.

On failure, throws an exception or returns an empty list.

files→get_logicalName()**files→logicalName()**

Returns the logical name of the filesystem.

js	function get_logicalName ()
cpp	string get_logicalName ()
m	-(NSString*) logicalName
pas	function get_logicalName (): string
vb	function get_logicalName () As String
cs	string get_logicalName ()
java	String get_logicalName ()
uwp	async Task<string> get_logicalName ()
py	get_logicalName ()
php	function get_logicalName ()
es	async get_logicalName ()
cmd	YFiles target get_logicalName

Returns :

a string corresponding to the logical name of the filesystem.

On failure, throws an exception or returns Y_LOGICALNAME_INVALID.

files→get_module()**YFiles****files→module()**

Gets the YModule object for the device on which the function is located.

js	function get_module ()
cpp	YModule * get_module ()
m	-(YModule*) module
pas	function get_module (): TModule
vb	function get_module () As YModule
cs	YModule get_module ()
java	YModule get_module ()
py	get_module ()
php	function get_module ()
es	async get_module ()

If the function cannot be located on any module, the returned instance of YModule is not shown as on-line.

Returns :

an instance of YModule

files→get_module_async()**files→module_async()**

Gets the YModule object for the device on which the function is located (asynchronous version).

```
js function get_module_async( callback, context)
```

If the function cannot be located on any module, the returned YModule object does not show as on-line.

This asynchronous version exists only in JavaScript. It uses a callback instead of a return value in order to avoid blocking Firefox JavaScript VM that does not implement context switching during blocking I/O calls. See the documentation section on asynchronous JavaScript calls for more details.

Parameters :

- callback** callback function that is invoked when the result is known. The callback function receives three arguments: the caller-specific context object, the receiving function object and the requested YModule object
- context** caller-specific object that is passed as-is to the callback function

Returns :

nothing : the result is provided to the callback.

files→get_serialNumber()**YFiles****files→serialNumber()**

Returns the serial number of the module, as set by the factory.

js	function get_serialNumber ()
cpp	string get_serialNumber ()
m	-(NSString*) serialNumber
pas	function get_serialNumber (): string
vb	function get_serialNumber () As String
cs	string get_serialNumber ()
java	String get_serialNumber ()
uwp	async Task<string> get_serialNumber ()
py	get_serialNumber ()
php	function get_serialNumber ()
es	async get_serialNumber ()
cmd	YFiles target get_serialNumber

Returns :

a string corresponding to the serial number of the module, as set by the factory.

On failure, throws an exception or returns YModule.SERIALNUMBER_INVALID.

files→get_userData()**files→userData()**

Returns the value of the userData attribute, as previously stored using method `set_userData`.

js	function get_userData ()
cpp	void * get_userData ()
m	-(id) userData
pas	function get_userData (): Tobject
vb	function get_userData () As Object
cs	object get_userData ()
java	Object get_userData ()
py	get_userData ()
php	function get_userData ()
es	async get_userData ()

This attribute is never touched directly by the API, and is at disposal of the caller to store a context.

Returns :

the object stored previously by the caller.

files→isOnline()**YFiles**

Checks if the filesystem is currently reachable, without raising any error.

js	function isOnline ()
cpp	bool isOnline ()
m	-(BOOL) isOnline
pas	function isOnline (): boolean
vb	function isOnline () As Boolean
cs	bool isOnline ()
java	boolean isOnline ()
py	isOnline ()
php	function isOnline ()
es	async isOnline ()

If there is a cached value for the filesystem in cache, that has not yet expired, the device is considered reachable. No exception is raised if there is an error while trying to contact the device hosting the filesystem.

Returns :

`true` if the filesystem can be reached, and `false` otherwise

files→isOnline_async()**YFiles**

Checks if the filesystem is currently reachable, without raising any error (asynchronous version).

```
js function isOnline_async( callback, context)
```

If there is a cached value for the filesystem in cache, that has not yet expired, the device is considered reachable. No exception is raised if there is an error while trying to contact the device hosting the requested function.

This asynchronous version exists only in Javascript. It uses a callback instead of a return value in order to avoid blocking the Javascript virtual machine.

Parameters :

- callback** callback function that is invoked when the result is known. The callback function receives three arguments: the caller-specific context object, the receiving function object and the boolean result
- context** caller-specific object that is passed as-is to the callback function

Returns :

nothing : the result is provided to the callback.

files→isReadOnly()**YFiles**

Test if the function is readOnly.

cpp	<code>bool isReadOnly()</code>
m	<code>-(bool) isReadOnly</code>
pas	<code>function isReadOnly(): boolean</code>
vb	<code>function isReadOnly() As Boolean</code>
cs	<code>bool isReadOnly()</code>
java	<code>boolean isReadOnly()</code>
uwp	<code>async Task<bool> isReadOnly()</code>
py	<code>isReadOnly()</code>
php	<code>function isReadOnly()</code>
es	<code>async isReadOnly()</code>
cmd	<code>YFiles target isReadOnly</code>

Return `true` if the function is write protected or that the function is not available.

Returns :

`true` if the function is readOnly or not online.

files→load()

Preloads the filesystem cache with a specified validity duration.

js	function load (msValidity)
c++	YRETCODE load (int msValidity)
m	-(YRETCODE) load : (u64) msValidity
pas	function load (msValidity : u64): YRETCODE
vb	function load (ByVal msValidity As Long) As YRETCODE
cs	YRETCODE load (ulong msValidity)
java	int load (long msValidity)
py	load (msValidity)
php	function load (\$msValidity)
es	async load (msValidity)

By default, whenever accessing a device, all function attributes are kept in cache for the standard duration (5 ms). This method can be used to temporarily mark the cache as valid for a longer period, in order to reduce network traffic for instance.

Parameters :

msValidity an integer corresponding to the validity attributed to the loaded function parameters, in milliseconds

Returns :

YAPI_SUCCESS when the call succeeds.

On failure, throws an exception or returns a negative error code.

files→loadAttribute()**YFiles**

Returns the current value of a single function attribute, as a text string, as quickly as possible but without using the cached value.

js	function loadAttribute (attrName)
cpp	string loadAttribute (string attrName)
m	-(NSString*) loadAttribute : (NSString*) attrName
pas	function loadAttribute (attrName : string): string
vb	function loadAttribute () As String
cs	string loadAttribute (string attrName)
java	String loadAttribute (String attrName)
uwp	async Task<string> loadAttribute (string attrName)
py	loadAttribute (attrName)
php	function loadAttribute (\$attrName)
es	async loadAttribute (attrName)

Parameters :

attrName the name of the requested attribute

Returns :

a string with the value of the the attribute

On failure, throws an exception or returns an empty string.

files→load_async()**YFiles**

Preloads the filesystem cache with a specified validity duration (asynchronous version).

```
js function load_async( msValidity, callback, context)
```

By default, whenever accessing a device, all function attributes are kept in cache for the standard duration (5 ms). This method can be used to temporarily mark the cache as valid for a longer period, in order to reduce network traffic for instance.

This asynchronous version exists only in JavaScript. It uses a callback instead of a return value in order to avoid blocking the JavaScript virtual machine.

Parameters :

- msValidity** an integer corresponding to the validity of the loaded function parameters, in milliseconds
- callback** callback function that is invoked when the result is known. The callback function receives three arguments: the caller-specific context object, the receiving function object and the error code (or YAPI_SUCCESS)
- context** caller-specific object that is passed as-is to the callback function

Returns :

nothing : the result is provided to the callback.

files→muteValueCallbacks()**YFiles**

Disables the propagation of every new advertised value to the parent hub.

js	function muteValueCallbacks ()
cpp	int muteValueCallbacks ()
m	-(int) muteValueCallbacks
pas	function muteValueCallbacks (): LongInt
vb	function muteValueCallbacks () As Integer
cs	int muteValueCallbacks ()
java	int muteValueCallbacks ()
uwp	async Task<int> muteValueCallbacks ()
py	muteValueCallbacks ()
php	function muteValueCallbacks ()
es	async muteValueCallbacks ()
cmd	YFiles target muteValueCallbacks

You can use this function to save bandwidth and CPU on computers with limited resources, or to prevent unwanted invocations of the HTTP callback. Remember to call the `saveToFlash()` method of the module if the modification must be kept.

Returns :

YAPI_SUCCESS when the call succeeds.

On failure, throws an exception or returns a negative error code.

files→**nextFiles()****YFiles**

Continues the enumeration of filesystems started using `yFirstFiles()`.

js	function nextFiles ()
c++	YFiles * nextFiles ()
m	-(YFiles*) nextFiles
pas	function nextFiles (): TYFiles
vb	function nextFiles () As YFiles
cs	YFiles nextFiles ()
java	YFiles nextFiles ()
uwp	YFiles nextFiles ()
py	nextFiles ()
php	function nextFiles ()
es	nextFiles ()

Caution: You can't make any assumption about the returned filesystems order. If you want to find a specific a filesystem, use `Files.findFiles()` and a hardwareID or a logical name.

Returns :

a pointer to a `YFiles` object, corresponding to a filesystem currently online, or a `null` pointer if there are no more filesystems to enumerate.

files→registerValueCallback()**YFiles**

Registers the callback function that is invoked on every change of advertised value.

js	function registerValueCallback (callback)
cpp	int registerValueCallback (YFilesValueCallback callback)
m	-(int) registerValueCallback : (YFilesValueCallback) callback
pas	function registerValueCallback (callback : TYFilesValueCallback): LongInt
vb	function registerValueCallback () As Integer
cs	int registerValueCallback (ValueCallback callback)
java	int registerValueCallback (UpdateCallback callback)
uwp	async Task<int> registerValueCallback (ValueCallback callback)
py	registerValueCallback (callback)
php	function registerValueCallback (\$callback)
es	async registerValueCallback (callback)

The callback is invoked only during the execution of `ySleep` or `yHandleEvents`. This provides control over the time when the callback is triggered. For good responsiveness, remember to call one of these two functions periodically. To unregister a callback, pass a null pointer as argument.

Parameters :

callback the callback function to call, or a null pointer. The callback function should take two arguments: the function object of which the value has changed, and the character string describing the new advertised value.

files→remove()**YFiles**

Deletes a file, given by its full path name, from the filesystem.

js	function remove (pathname)
c++	int remove (string pathname)
m	-(int) remove : (NSString*) pathname
pas	function remove (pathname : string): LongInt
vb	function remove () As Integer
cs	int remove (string pathname)
java	int remove (String pathname)
uwp	async Task<int> remove (string pathname)
py	remove (pathname)
php	function remove (\$ pathname)
es	async remove (pathname)
cmd	YFiles target remove pathname

Because of filesystem fragmentation, deleting a file may not always free up the whole space used by the file. However, rewriting a file with the same path name will always reuse any space not freed previously. If you need to ensure that no space is taken by previously deleted files, you can use `format_fs` to fully reinitialize the filesystem.

Parameters :

pathname path and name of the file to remove.

Returns :

YAPI_SUCCESS if the call succeeds.

On failure, throws an exception or returns a negative error code.

files→set_logicalName()**YFiles****files→setLogicalName()**

Changes the logical name of the filesystem.

js	function set_logicalName (newval)
cpp	int set_logicalName (const string& newval)
m	-(int) setLogicalName : (NSString*) newval
pas	function set_logicalName (newval : string): integer
vb	function set_logicalName (ByVal newval As String) As Integer
cs	int set_logicalName (string newval)
java	int set_logicalName (String newval)
uwp	async Task<int> set_logicalName (string newval)
py	set_logicalName (newval)
php	function set_logicalName (\$ newval)
es	async set_logicalName (newval)
cmd	YFiles target set_logicalName newval

You can use `yCheckLogicalName()` prior to this call to make sure that your parameter is valid. Remember to call the `saveToFlash()` method of the module if the modification must be kept.

Parameters :

newval a string corresponding to the logical name of the filesystem.

Returns :

YAPI_SUCCESS if the call succeeds.

On failure, throws an exception or returns a negative error code.

files→**set_userData()****files**→**setUserData()**

Stores a user context provided as argument in the `userData` attribute of the function.

js	function set_userData (data)
cpp	void set_userData (void* data)
m	-(void) setUserData : (id) data
pas	procedure set_userData (data : Tobject)
vb	procedure set_userData (ByVal data As Object)
cs	void set_userData (object data)
java	void set_userData (Object data)
py	set_userData (data)
php	function set_userData (\$data)
es	async set_userData (data)

This attribute is never touched by the API, and is at disposal of the caller to store a context.

Parameters :

data any kind of object to be stored

files→unmuteValueCallbacks()**YFiles**

Re-enables the propagation of every new advertised value to the parent hub.

js	function unmuteValueCallbacks ()
cpp	int unmuteValueCallbacks ()
m	-(int) unmuteValueCallbacks
pas	function unmuteValueCallbacks (): LongInt
vb	function unmuteValueCallbacks () As Integer
cs	int unmuteValueCallbacks ()
java	int unmuteValueCallbacks ()
uwp	async Task<int> unmuteValueCallbacks ()
py	unmuteValueCallbacks ()
php	function unmuteValueCallbacks ()
es	async unmuteValueCallbacks ()
cmd	YFiles target unmuteValueCallbacks

This function reverts the effect of a previous call to `muteValueCallbacks()`. Remember to call the `saveToFlash()` method of the module if the modification must be kept.

Returns :

YAPI_SUCCESS when the call succeeds.

On failure, throws an exception or returns a negative error code.

files→upload()

Uploads a file to the filesystem, to the specified full path name.

js	function upload (pathname , content)
c++	int upload (string pathname , string content)
m	-(int) upload : (NSString*) pathname : (NSData*) content
pas	function upload (pathname : string, content : TByteArray): LongInt
vb	procedure upload ()
cs	int upload (string pathname)
java	int upload (String pathname , byte[] content)
uwp	async Task<int> upload (string pathname)
py	upload (pathname , content)
php	function upload (\$ pathname , \$ content)
es	async upload (pathname , content)
cmd	YFiles target upload pathname content

If a file already exists with the same path name, its content is overwritten.

Parameters :

- pathname** path and name of the new file to create
- content** binary buffer with the content to set

Returns :

YAPI_SUCCESS if the call succeeds.

On failure, throws an exception or returns a negative error code.

files→wait_async()**YFiles**

Waits for all pending asynchronous commands on the module to complete, and invoke the user-provided callback function.

```
js function wait_async( callback, context)
```

```
es wait_async( callback, context)
```

The callback function can therefore freely issue synchronous or asynchronous commands, without risking to block the JavaScript VM.

Parameters :

callback callback function that is invoked when all pending commands on the module are completed. The callback function receives two arguments: the caller-specific context object and the receiving function object.

context caller-specific object that is passed as-is to the callback function

Returns :

nothing.

11.5. Real Time Clock function interface

The YRealTimeClock class provide access to the embedded real-time clock available on some Yoctopuce devices, for instance using a YoctoHub-Wireless-g, a YoctoHub-GSM-3G-NA, a YoctoHub-GSM-3G-EU or a YoctoHub-Wireless-SR. It can provide current date and time, even after a power outage lasting several days. It is the base for automated wake-up functions provided by the WakeUpScheduler. The current time may represent a local time as well as an UTC time, but no automatic time change will occur to account for daylight saving time.

In order to use the functions described here, you should include:

es	in HTML: <code><script src="../../lib/yocto_realtimeclock.js"></script></code> in node.js: <code>require('yoctolib-es2017/yocto_realtimeclock.js');</code>
js	<code><script type='text/javascript' src='yocto_realtimeclock.js'></script></code>
cpp	<code>#include "yocto_realtimeclock.h"</code>
m	<code>#import "yocto_realtimeclock.h"</code>
pas	<code>uses yocto_realtimeclock;</code>
vb	<code>yocto_realtimeclock.vb</code>
cs	<code>yocto_realtimeclock_proxy.cs</code>
java	<code>import com.yoctopuce.YoctoAPI.YRealTimeClock;</code>
uwp	<code>import com.yoctopuce.YoctoAPI.YRealTimeClock;</code>
py	<code>from yocto_realtimeclock import *</code>
php	<code>require_once('yocto_realtimeclock.php');</code>
vi	<code>YRealTimeClock.vi</code>

Global functions

yFindRealTimeClock(func)

Retrieves a clock for a given identifier.

yFindRealTimeClockInContext(yctx, func)

Retrieves a clock for a given identifier in a YAPI context.

yFirstRealTimeClock()

Starts the enumeration of clocks currently accessible.

yFirstRealTimeClockInContext(yctx)

Starts the enumeration of clocks currently accessible.

YRealTimeClock methods

realtimeclock→clearCache()

Invalidates the cache.

realtimeclock→describe()

Returns a short text that describes unambiguously the instance of the clock in the form `TYPE (NAME) =SERIAL.FUNCTIONID`.

realtimeclock→get_advertisedValue()

Returns the current value of the clock (no more than 6 characters).

realtimeclock→get_dateTime()

Returns the current time in the form "YYYY/MM/DD hh:mm:ss".

realtimeclock→get_errorMessage()

Returns the error message of the latest error with the clock.

realtimeclock→get_errorType()

Returns the numerical error code of the latest error with the clock.

realtimeclock→get_friendlyName()

Returns a global identifier of the clock in the format <code>MODULE_NAME . FUNCTION_NAME</code> .
realtimeclock→get_functionDescriptor() Returns a unique identifier of type <code>YFUN_DESCR</code> corresponding to the function.
realtimeclock→get_functionId() Returns the hardware identifier of the clock, without reference to the module.
realtimeclock→get_hardwareId() Returns the unique hardware identifier of the clock in the form <code>SERIAL . FUNCTIONID</code> .
realtimeclock→get_logicalName() Returns the logical name of the clock.
realtimeclock→get_module() Gets the <code>YModule</code> object for the device on which the function is located.
realtimeclock→get_module_async(callback, context) Gets the <code>YModule</code> object for the device on which the function is located (asynchronous version).
realtimeclock→get_serialNumber() Returns the serial number of the module, as set by the factory.
realtimeclock→get_timeSet() Returns true if the clock has been set, and false otherwise.
realtimeclock→get_unixTime() Returns the current time in Unix format (number of elapsed seconds since Jan 1st, 1970).
realtimeclock→get_userData() Returns the value of the <code>userData</code> attribute, as previously stored using method <code>set_userData</code> .
realtimeclock→get_utcOffset() Returns the number of seconds between current time and UTC time (time zone).
realtimeclock→isOnline() Checks if the clock is currently reachable, without raising any error.
realtimeclock→isOnline_async(callback, context) Checks if the clock is currently reachable, without raising any error (asynchronous version).
realtimeclock→isReadOnly() Test if the function is <code>readOnly</code> .
realtimeclock→load(msValidity) Preloads the clock cache with a specified validity duration.
realtimeclock→loadAttribute(attrName) Returns the current value of a single function attribute, as a text string, as quickly as possible but without using the cached value.
realtimeclock→load_async(msValidity, callback, context) Preloads the clock cache with a specified validity duration (asynchronous version).
realtimeclock→muteValueCallbacks() Disables the propagation of every new advertised value to the parent hub.
realtimeclock→nextRealTimeClock() Continues the enumeration of clocks started using <code>yFirstRealTimeClock()</code> .
realtimeclock→registerValueCallback(callback) Registers the callback function that is invoked on every change of advertised value.
realtimeclock→set_logicalName(newval) Changes the logical name of the clock.
realtimeclock→set_unixTime(newval)

Changes the current time.

realtimeclock→set_userdata(data)

Stores a user context provided as argument in the userData attribute of the function.

realtimeclock→set_utcOffset(newval)

Changes the number of seconds between current time and UTC time (time zone).

realtimeclock→unmuteValueCallbacks()

Re-enables the propagation of every new advertised value to the parent hub.

realtimeclock→wait_async(callback, context)

Waits for all pending asynchronous commands on the module to complete, and invoke the user-provided callback function.

YRealTimeClock.FindRealTimeClock() yFindRealTimeClock()

YRealTimeClock

Retrieves a clock for a given identifier.

js	function yFindRealTimeClock (func)
cpp	YRealTimeClock* yFindRealTimeClock (string func)
m	+(YRealTimeClock*) FindRealTimeClock : (NSString*) func
pas	function yFindRealTimeClock (func : string): TYRealTimeClock
vb	function yFindRealTimeClock (ByVal func As String) As YRealTimeClock
cs	static YRealTimeClock FindRealTimeClock (string func)
java	static YRealTimeClock FindRealTimeClock (String func)
uwp	static YRealTimeClock FindRealTimeClock (string func)
py	FindRealTimeClock (func)
php	function yFindRealTimeClock (\$func)
es	static FindRealTimeClock (func)

The identifier can be specified using several formats:

- FunctionLogicalName
- ModuleSerialNumber.FunctionIdentifier
- ModuleSerialNumber.FunctionLogicalName
- ModuleLogicalName.FunctionIdentifier
- ModuleLogicalName.FunctionLogicalName

This function does not require that the clock is online at the time it is invoked. The returned object is nevertheless valid. Use the method `YRealTimeClock.isOnline()` to test if the clock is indeed online at a given time. In case of ambiguity when looking for a clock by logical name, no error is notified: the first instance found is returned. The search is performed first by hardware name, then by logical name.

If a call to this object's `is_online()` method returns `FALSE` although you are certain that the matching device is plugged, make sure that you did call `registerHub()` at application initialization time.

Parameters :

func a string that uniquely characterizes the clock, for instance `YHUBWLN3.realTimeClock`.

Returns :

a `YRealTimeClock` object allowing you to drive the clock.

YRealTimeClock.FindRealTimeClockInContext() yFindRealTimeClockInContext()

YRealTimeClock

Retrieves a clock for a given identifier in a YAPI context.

```
java static YRealTimeClock FindRealTimeClockInContext( YAPIContext yctx,  
                                                         String func)
```

```
uwp static YRealTimeClock FindRealTimeClockInContext( YAPIContext yctx,  
                                                         string func)
```

```
es static FindRealTimeClockInContext( yctx, func)
```

The identifier can be specified using several formats:

- FunctionLogicalName
- ModuleSerialNumber.FunctionIdentifier
- ModuleSerialNumber.FunctionLogicalName
- ModuleLogicalName.FunctionIdentifier
- ModuleLogicalName.FunctionLogicalName

This function does not require that the clock is online at the time it is invoked. The returned object is nevertheless valid. Use the method `YRealTimeClock.isOnline()` to test if the clock is indeed online at a given time. In case of ambiguity when looking for a clock by logical name, no error is notified: the first instance found is returned. The search is performed first by hardware name, then by logical name.

Parameters :

yctx a YAPI context

func a string that uniquely characterizes the clock, for instance `YHUBWLN3.realTimeClock`.

Returns :

a `YRealTimeClock` object allowing you to drive the clock.

YRealTimeClock.FirstRealTimeClock() yFirstRealTimeClock()

YRealTimeClock

Starts the enumeration of clocks currently accessible.

js	function yFirstRealTimeClock ()
cpp	YRealTimeClock* yFirstRealTimeClock ()
m	+(YRealTimeClock*) FirstRealTimeClock
pas	function yFirstRealTimeClock (): TYRealTimeClock
vb	function yFirstRealTimeClock () As YRealTimeClock
cs	static YRealTimeClock FirstRealTimeClock ()
java	static YRealTimeClock FirstRealTimeClock ()
uwp	static YRealTimeClock FirstRealTimeClock ()
py	FirstRealTimeClock ()
php	function yFirstRealTimeClock ()
es	static FirstRealTimeClock ()

Use the method `YRealTimeClock.nextRealTimeClock()` to iterate on next clocks.

Returns :

a pointer to a `YRealTimeClock` object, corresponding to the first clock currently online, or a null pointer if there are none.

YRealTimeClock.FirstRealTimeClockInContext() yFirstRealTimeClockInContext()

YRealTimeClock

Starts the enumeration of clocks currently accessible.

```
java static YRealTimeClock FirstRealTimeClockInContext( YAPIContext yctx)
```

```
uwp static YRealTimeClock FirstRealTimeClockInContext( YAPIContext yctx)
```

```
es static FirstRealTimeClockInContext( yctx)
```

Use the method `YRealTimeClock.nextRealTimeClock()` to iterate on next clocks.

Parameters :

yctx a YAPI context.

Returns :

a pointer to a `YRealTimeClock` object, corresponding to the first clock currently online, or a `null` pointer if there are none.

realtimeclock→clearCache()**YRealTimeClock**

Invalidates the cache.

js	function clearCache ()
cpp	void clearCache ()
m	-(void) clearCache
pas	procedure clearCache ()
vb	procedure clearCache ()
cs	void clearCache ()
java	void clearCache ()
py	clearCache ()
php	function clearCache ()
es	async clearCache ()

Invalidates the cache of the clock attributes. Forces the next call to `get_xxx()` or `loadxxx()` to use values that come from the device.

realtimeclock→describe()**YRealTimeClock**

Returns a short text that describes unambiguously the instance of the clock in the form
 TYPE (NAME) = SERIAL . FUNCTIONID.

js	function describe ()
cpp	string describe ()
m	-(NSString*) describe
pas	function describe (): string
vb	function describe () As String
cs	string describe ()
java	String describe ()
py	describe ()
php	function describe ()
es	async describe ()

More precisely, TYPE is the type of the function, NAME it the name used for the first access to the function, SERIAL is the serial number of the module if the module is connected or "unresolved", and FUNCTIONID is the hardware identifier of the function if the module is connected. For example, this method returns `Relay(MyCustomName.relay1)=RELAYLO1-123456.relay1` if the module is already connected or `Relay(BadCustomeName.relay1)=unresolved` if the module has not yet been connected. This method does not trigger any USB or TCP transaction and can therefore be used in a debugger.

Returns :

a string that describes the clock (ex:
`Relay(MyCustomName.relay1)=RELAYLO1-123456.relay1`)

realtimeclock→get_advertisedValue()**YRealTimeClock****realtimeclock→advertisedValue()**

Returns the current value of the clock (no more than 6 characters).

js	function get_advertisedValue ()
cpp	string get_advertisedValue ()
m	-(NSString*) advertisedValue
pas	function get_advertisedValue (): string
vb	function get_advertisedValue () As String
cs	string get_advertisedValue ()
java	String get_advertisedValue ()
uwp	async Task<string> get_advertisedValue ()
py	get_advertisedValue ()
php	function get_advertisedValue ()
es	async get_advertisedValue ()
cmd	YRealTimeClock target get_advertisedValue

Returns :

a string corresponding to the current value of the clock (no more than 6 characters).

On failure, throws an exception or returns Y_ADVERTISEDVALUE_INVALID.

realtimeclock→get_dateTime()**YRealTimeClock****realtimeclock→dateTime()**

Returns the current time in the form "YYYY/MM/DD hh:mm:ss".

js	function get_dateTime ()
cpp	string get_dateTime ()
m	-(NSString*) dateTime
pas	function get_dateTime (): string
vb	function get_dateTime () As String
cs	string get_dateTime ()
java	String get_dateTime ()
uwp	async Task<string> get_dateTime ()
py	get_dateTime ()
php	function get_dateTime ()
es	async get_dateTime ()
cmd	YRealTimeClock target get_dateTime

Returns :

a string corresponding to the current time in the form "YYYY/MM/DD hh:mm:ss"

On failure, throws an exception or returns Y_DATETIME_INVALID.

realtimeclock→get_errorMessage()**YRealTimeClock****realtimeclock→errorMessage()**

Returns the error message of the latest error with the clock.

js	function get_errorMessage ()
cpp	string get_errorMessage ()
m	-(NSString*) errorMessage
pas	function get_errorMessage (): string
vb	function get_errorMessage () As String
cs	string get_errorMessage ()
java	String get_errorMessage ()
py	get_errorMessage ()
php	function get_errorMessage ()
es	get_errorMessage ()

This method is mostly useful when using the Yoctopuce library with exceptions disabled.

Returns :

a string corresponding to the latest error message that occurred while using the clock object

realtimeclock→get_errorType()**YRealTimeClock****realtimeclock→errorType()**

Returns the numerical error code of the latest error with the clock.

js	function get_errorType ()
cpp	YRETCODE get_errorType ()
m	-(YRETCODE) errorType
pas	function get_errorType (): YRETCODE
vb	function get_errorType () As YRETCODE
cs	YRETCODE get_errorType ()
java	int get_errorType ()
py	get_errorType ()
php	function get_errorType ()
es	get_errorType ()

This method is mostly useful when using the Yoctopuce library with exceptions disabled.

Returns :

a number corresponding to the code of the latest error that occurred while using the clock object

realtimeclock→get_friendlyName()**YRealTimeClock****realtimeclock→friendlyName()**

Returns a global identifier of the clock in the format `MODULE_NAME.FUNCTION_NAME`.

js	function get_friendlyName ()
cpp	string get_friendlyName ()
m	-(NSString*) friendlyName
cs	string get_friendlyName ()
java	String get_friendlyName ()
py	get_friendlyName ()
php	function get_friendlyName ()
es	async get_friendlyName ()

The returned string uses the logical names of the module and of the clock if they are defined, otherwise the serial number of the module and the hardware identifier of the clock (for example: `MyCustomName.relay1`)

Returns :

a string that uniquely identifies the clock using logical names (ex: `MyCustomName.relay1`)

On failure, throws an exception or returns `Y_FRIENDLYNAME_INVALID`.

realtimeclock→get_functionDescriptor()**YRealTimeClock****realtimeclock→functionDescriptor()**

Returns a unique identifier of type YFUN_DESCR corresponding to the function.

js	function get_functionDescriptor ()
cpp	YFUN_DESCR get_functionDescriptor ()
m	-(YFUN_DESCR) functionDescriptor
pas	function get_functionDescriptor (): YFUN_DESCR
vb	function get_functionDescriptor () As YFUN_DESCR
cs	YFUN_DESCR get_functionDescriptor ()
java	String get_functionDescriptor ()
py	get_functionDescriptor ()
php	function get_functionDescriptor ()
es	async get_functionDescriptor ()

This identifier can be used to test if two instances of YFunction reference the same physical function on the same physical device.

Returns :

an identifier of type YFUN_DESCR.

If the function has never been contacted, the returned value is Y_FUNCTIONDESCRIPTOR_INVALID.

realtimeclock→get_functionId()**YRealTimeClock****realtimeclock→functionId()**

Returns the hardware identifier of the clock, without reference to the module.

js	function get_functionId ()
cpp	string get_functionId ()
m	-(NSString*) functionId
vb	function get_functionId () As String
cs	string get_functionId ()
java	String get_functionId ()
py	get_functionId ()
php	function get_functionId ()
es	async get_functionId ()

For example `relay1`

Returns :

a string that identifies the clock (ex: `relay1`)

On failure, throws an exception or returns `Y_FUNCTIONID_INVALID`.

realtimeclock→get_hardwareId()**YRealTimeClock****realtimeclock→hardwareId()**

Returns the unique hardware identifier of the clock in the form `SERIAL.FUNCTIONID`.

js	function get_hardwareId ()
cpp	string get_hardwareId ()
m	-(NSString*) hardwareId
vb	function get_hardwareId () As String
cs	string get_hardwareId ()
java	String get_hardwareId ()
py	get_hardwareId ()
php	function get_hardwareId ()
es	async get_hardwareId ()

The unique hardware identifier is composed of the device serial number and of the hardware identifier of the clock (for example `RELAYLO1-123456.relay1`).

Returns :

a string that uniquely identifies the clock (ex: `RELAYLO1-123456.relay1`)

On failure, throws an exception or returns `Y_HARDWAREID_INVALID`.

realtimeclock→get_logicalName()**YRealTimeClock****realtimeclock→logicalName()**

Returns the logical name of the clock.

js	function get_logicalName ()
cpp	string get_logicalName ()
m	-(NSString*) logicalName
pas	function get_logicalName (): string
vb	function get_logicalName () As String
cs	string get_logicalName ()
java	String get_logicalName ()
uwp	async Task<string> get_logicalName ()
py	get_logicalName ()
php	function get_logicalName ()
es	async get_logicalName ()
cmd	YRealTimeClock target get_logicalName

Returns :

a string corresponding to the logical name of the clock.

On failure, throws an exception or returns Y_LOGICALNAME_INVALID.

realtimeclock→get_module()**YRealTimeClock****realtimeclock→module()**

Gets the YModule object for the device on which the function is located.

js	function get_module ()
cpp	YModule * get_module ()
m	-(YModule*) module
pas	function get_module (): TModule
vb	function get_module () As YModule
cs	YModule get_module ()
java	YModule get_module ()
py	get_module ()
php	function get_module ()
es	async get_module ()

If the function cannot be located on any module, the returned instance of YModule is not shown as on-line.

Returns :

an instance of YModule

realtimeclock→get_module_async()**YRealTimeClock****realtimeclock→module_async()**

Gets the YModule object for the device on which the function is located (asynchronous version).

```
js function get_module_async( callback, context)
```

If the function cannot be located on any module, the returned YModule object does not show as on-line.

This asynchronous version exists only in JavaScript. It uses a callback instead of a return value in order to avoid blocking Firefox JavaScript VM that does not implement context switching during blocking I/O calls. See the documentation section on asynchronous JavaScript calls for more details.

Parameters :

callback callback function that is invoked when the result is known. The callback function receives three arguments: the caller-specific context object, the receiving function object and the requested YModule object

context caller-specific object that is passed as-is to the callback function

Returns :

nothing : the result is provided to the callback.

realtimeclock→get_serialNumber()**YRealTimeClock****realtimeclock→serialNumber()**

Returns the serial number of the module, as set by the factory.

js	function get_serialNumber ()
cpp	string get_serialNumber ()
m	-(NSString*) serialNumber
pas	function get_serialNumber (): string
vb	function get_serialNumber () As String
cs	string get_serialNumber ()
java	String get_serialNumber ()
uwp	async Task<string> get_serialNumber ()
py	get_serialNumber ()
php	function get_serialNumber ()
es	async get_serialNumber ()
cmd	YRealTimeClock target get_serialNumber

Returns :

a string corresponding to the serial number of the module, as set by the factory.

On failure, throws an exception or returns YModule.SERIALNUMBER_INVALID.

realtimeclock→get_timeSet()**YRealTimeClock****realtimeclock→timeSet()**

Returns true if the clock has been set, and false otherwise.

js	function get_timeSet ()
cpp	Y_TIMESET_enum get_timeSet ()
m	-(Y_TIMESET_enum) timeSet
pas	function get_timeSet (): Integer
vb	function get_timeSet () As Integer
cs	int get_timeSet ()
java	int get_timeSet ()
uwp	async Task<int> get_timeSet ()
py	get_timeSet ()
php	function get_timeSet ()
es	async get_timeSet ()
cmd	YRealTimeClock target get_timeSet

Returns :

either Y_TIMESET_FALSE or Y_TIMESET_TRUE, according to true if the clock has been set, and false otherwise

On failure, throws an exception or returns Y_TIMESET_INVALID.

realtimeclock→get_unixTime()**YRealTimeClock****realtimeclock→unixTime()**

Returns the current time in Unix format (number of elapsed seconds since Jan 1st, 1970).

js	function get_unixTime ()
c++	s64 get_unixTime ()
m	-(s64) unixTime
pas	function get_unixTime (): int64
vb	function get_unixTime () As Long
cs	long get_unixTime ()
java	long get_unixTime ()
uwp	async Task<long> get_unixTime ()
py	get_unixTime ()
php	function get_unixTime ()
es	async get_unixTime ()
cmd	YRealTimeClock target get_unixTime

Returns :

an integer corresponding to the current time in Unix format (number of elapsed seconds since Jan 1st, 1970)

On failure, throws an exception or returns Y_UNIXTIME_INVALID.

realtimeclock→get_userData()**YRealTimeClock****realtimeclock→userData()**

Returns the value of the userData attribute, as previously stored using method set_userData.

js	function get_userData ()
cpp	void * get_userData ()
m	-(id) userData
pas	function get_userData (): Tobject
vb	function get_userData () As Object
cs	object get_userData ()
java	Object get_userData ()
py	get_userData ()
php	function get_userData ()
es	async get_userData ()

This attribute is never touched directly by the API, and is at disposal of the caller to store a context.

Returns :

the object stored previously by the caller.

realtimeclock→get_utcOffset()**YRealTimeClock****realtimeclock→utcOffset()**

Returns the number of seconds between current time and UTC time (time zone).

js	function get_utcOffset ()
c++	int get_utcOffset ()
m	-(int) utcOffset
pas	function get_utcOffset (): LongInt
vb	function get_utcOffset () As Integer
cs	int get_utcOffset ()
java	int get_utcOffset ()
uwp	async Task<int> get_utcOffset ()
py	get_utcOffset ()
php	function get_utcOffset ()
es	async get_utcOffset ()
cmd	YRealTimeClock target get_utcOffset

Returns :

an integer corresponding to the number of seconds between current time and UTC time (time zone)

On failure, throws an exception or returns Y_UTCOffset_INVALID.

realtimeclock→isOnline()**YRealTimeClock**

Checks if the clock is currently reachable, without raising any error.

js	function isOnline ()
cpp	bool isOnline ()
m	-(BOOL) isOnline
pas	function isOnline (): boolean
vb	function isOnline () As Boolean
cs	bool isOnline ()
java	boolean isOnline ()
py	isOnline ()
php	function isOnline ()
es	async isOnline ()

If there is a cached value for the clock in cache, that has not yet expired, the device is considered reachable. No exception is raised if there is an error while trying to contact the device hosting the clock.

Returns :

`true` if the clock can be reached, and `false` otherwise

realtimeclock→isOnline_async()**YRealTimeClock**

Checks if the clock is currently reachable, without raising any error (asynchronous version).

```
js function isOnline_async( callback, context)
```

If there is a cached value for the clock in cache, that has not yet expired, the device is considered reachable. No exception is raised if there is an error while trying to contact the device hosting the requested function.

This asynchronous version exists only in Javascript. It uses a callback instead of a return value in order to avoid blocking the Javascript virtual machine.

Parameters :

- callback** callback function that is invoked when the result is known. The callback function receives three arguments: the caller-specific context object, the receiving function object and the boolean result
- context** caller-specific object that is passed as-is to the callback function

Returns :

nothing : the result is provided to the callback.

realtimeclock→isReadOnly()**YRealTimeClock**

Test if the function is readOnly.

cpp	bool isReadOnly ()
m	-(bool) isReadOnly
pas	function isReadOnly (): boolean
vb	function isReadOnly () As Boolean
cs	bool isReadOnly ()
java	boolean isReadOnly ()
uwp	async Task<bool> isReadOnly ()
py	isReadOnly ()
php	function isReadOnly ()
es	async isReadOnly ()
cmd	YRealTimeClock target isReadOnly

Return `true` if the function is write protected or that the function is not available.

Returns :

`true` if the function is readOnly or not online.

realtimeclock→load()**YRealTimeClock**

Preloads the clock cache with a specified validity duration.

js	function load (msValidity)
cpp	YRETCODE load (int msValidity)
m	-(YRETCODE) load : (u64) msValidity
pas	function load (msValidity : u64): YRETCODE
vb	function load (ByVal msValidity As Long) As YRETCODE
cs	YRETCODE load (ulong msValidity)
java	int load (long msValidity)
py	load (msValidity)
php	function load (\$msValidity)
es	async load (msValidity)

By default, whenever accessing a device, all function attributes are kept in cache for the standard duration (5 ms). This method can be used to temporarily mark the cache as valid for a longer period, in order to reduce network traffic for instance.

Parameters :

msValidity an integer corresponding to the validity attributed to the loaded function parameters, in milliseconds

Returns :

YAPI_SUCCESS when the call succeeds.

On failure, throws an exception or returns a negative error code.

realtimeclock→loadAttribute()**YRealTimeClock**

Returns the current value of a single function attribute, as a text string, as quickly as possible but without using the cached value.

js	function loadAttribute (attrName)
cpp	string loadAttribute (string attrName)
m	-(NSString*) loadAttribute : (NSString*) attrName
pas	function loadAttribute (attrName : string): string
vb	function loadAttribute () As String
cs	string loadAttribute (string attrName)
java	String loadAttribute (String attrName)
uwp	async Task<string> loadAttribute (string attrName)
py	loadAttribute (attrName)
php	function loadAttribute (\$ attrName)
es	async loadAttribute (attrName)

Parameters :

attrName the name of the requested attribute

Returns :

a string with the value of the the attribute

On failure, throws an exception or returns an empty string.

realtimeclock→load_async()**YRealTimeClock**

Preloads the clock cache with a specified validity duration (asynchronous version).

```
js function load_async( msValidity, callback, context)
```

By default, whenever accessing a device, all function attributes are kept in cache for the standard duration (5 ms). This method can be used to temporarily mark the cache as valid for a longer period, in order to reduce network traffic for instance.

This asynchronous version exists only in JavaScript. It uses a callback instead of a return value in order to avoid blocking the JavaScript virtual machine.

Parameters :

- msValidity** an integer corresponding to the validity of the loaded function parameters, in milliseconds
- callback** callback function that is invoked when the result is known. The callback function receives three arguments: the caller-specific context object, the receiving function object and the error code (or YAPI_SUCCESS)
- context** caller-specific object that is passed as-is to the callback function

Returns :

nothing : the result is provided to the callback.

realtimeclock→muteValueCallbacks()**YRealTimeClock**

Disables the propagation of every new advertised value to the parent hub.

js	function muteValueCallbacks ()
cpp	int muteValueCallbacks ()
m	-(int) muteValueCallbacks
pas	function muteValueCallbacks (): LongInt
vb	function muteValueCallbacks () As Integer
cs	int muteValueCallbacks ()
java	int muteValueCallbacks ()
uwp	async Task<int> muteValueCallbacks ()
py	muteValueCallbacks ()
php	function muteValueCallbacks ()
es	async muteValueCallbacks ()
cmd	YRealTimeClock target muteValueCallbacks

You can use this function to save bandwidth and CPU on computers with limited resources, or to prevent unwanted invocations of the HTTP callback. Remember to call the `saveToFlash()` method of the module if the modification must be kept.

Returns :

YAPI_SUCCESS when the call succeeds.

On failure, throws an exception or returns a negative error code.

realtimeclock→nextRealTimeClock()**YRealTimeClock**

Continues the enumeration of clocks started using `yFirstRealTimeClock()`.

js	<code>function nextRealTimeClock()</code>
c++	<code>YRealTimeClock * nextRealTimeClock()</code>
m	<code>-(YRealTimeClock*) nextRealTimeClock</code>
pas	<code>function nextRealTimeClock(): TYRealTimeClock</code>
vb	<code>function nextRealTimeClock() As YRealTimeClock</code>
cs	<code>YRealTimeClock nextRealTimeClock()</code>
java	<code>YRealTimeClock nextRealTimeClock()</code>
uwp	<code>YRealTimeClock nextRealTimeClock()</code>
py	<code>nextRealTimeClock()</code>
php	<code>function nextRealTimeClock()</code>
es	<code>nextRealTimeClock()</code>

Caution: You can't make any assumption about the returned clocks order. If you want to find a specific a clock, use `RealTimeClock.findRealTimeClock()` and a `hardwareID` or a logical name.

Returns :

a pointer to a `YRealTimeClock` object, corresponding to a clock currently online, or a `null` pointer if there are no more clocks to enumerate.

realtimeclock→registerValueCallback()**YRealTimeClock**

Registers the callback function that is invoked on every change of advertised value.

js	function registerValueCallback (callback)
cpp	int registerValueCallback (YRealTimeClockValueCallback callback)
m	-(int) registerValueCallback : (YRealTimeClockValueCallback) callback
pas	function registerValueCallback (callback : TYRealTimeClockValueCallback): LongInt
vb	function registerValueCallback () As Integer
cs	int registerValueCallback (ValueCallback callback)
java	int registerValueCallback (UpdateCallback callback)
uwp	async Task<int> registerValueCallback (ValueCallback callback)
py	registerValueCallback (callback)
php	function registerValueCallback (\$callback)
es	async registerValueCallback (callback)

The callback is invoked only during the execution of `ySleep` or `yHandleEvents`. This provides control over the time when the callback is triggered. For good responsiveness, remember to call one of these two functions periodically. To unregister a callback, pass a null pointer as argument.

Parameters :

callback the callback function to call, or a null pointer. The callback function should take two arguments: the function object of which the value has changed, and the character string describing the new advertised value.

realtimeclock→set_logicalName()**YRealTimeClock****realtimeclock→setLogicalName()**

Changes the logical name of the clock.

js	function set_logicalName (newval)
c++	int set_logicalName (const string& newval)
m	-(int) setLogicalName : (NSString*) newval
pas	function set_logicalName (newval : string): integer
vb	function set_logicalName (ByVal newval As String) As Integer
cs	int set_logicalName (string newval)
java	int set_logicalName (String newval)
uwp	async Task<int> set_logicalName (string newval)
py	set_logicalName (newval)
php	function set_logicalName (\$ newval)
es	async set_logicalName (newval)
cmd	YRealTimeClock target set_logicalName newval

You can use `yCheckLogicalName()` prior to this call to make sure that your parameter is valid. Remember to call the `saveToFlash()` method of the module if the modification must be kept.

Parameters :

newval a string corresponding to the logical name of the clock.

Returns :

YAPI_SUCCESS if the call succeeds.

On failure, throws an exception or returns a negative error code.

realtimeclock→set_unixTime()**YRealTimeClock****realtimeclock→setUnixTime()**

Changes the current time.

js	function set_unixTime (newval)
cpp	int set_unixTime (s64 newval)
m	-(int) setUnixTime : (s64) newval
pas	function set_unixTime (newval : int64): integer
vb	function set_unixTime (ByVal newval As Long) As Integer
cs	int set_unixTime (long newval)
java	int set_unixTime (long newval)
uwp	async Task<int> set_unixTime (long newval)
py	set_unixTime (newval)
php	function set_unixTime (\$newval)
es	async set_unixTime (newval)
cmd	YRealTimeClock target set_unixTime newval

Time is specifid in Unix format (number of elapsed seconds since Jan 1st, 1970).

Parameters :**newval** an integer corresponding to the current time**Returns :**

YAPI_SUCCESS if the call succeeds.

On failure, throws an exception or returns a negative error code.

realtimeclock→set_userdata()**YRealTimeClock****realtimeclock→setUserData()**

Stores a user context provided as argument in the `userData` attribute of the function.

js	function set_userdata (data)
cpp	void set_userdata (void* data)
m	-(void) setUserData : (id) data
pas	procedure set_userdata (data : Tobject)
vb	procedure set_userdata (ByVal data As Object)
cs	void set_userdata (object data)
java	void set_userdata (Object data)
py	set_userdata (data)
php	function set_userdata (\$data)
es	async set_userdata (data)

This attribute is never touched by the API, and is at disposal of the caller to store a context.

Parameters :

data any kind of object to be stored

realtimeclock→set_utcOffset()**YRealTimeClock****realtimeclock→setUtcOffset()**

Changes the number of seconds between current time and UTC time (time zone).

js	function set_utcOffset (newval)
cpp	int set_utcOffset (int newval)
m	-(int) setUtcOffset : (int) newval
pas	function set_utcOffset (newval : LongInt): integer
vb	function set_utcOffset (ByVal newval As Integer) As Integer
cs	int set_utcOffset (int newval)
java	int set_utcOffset (int newval)
uwp	async Task<int> set_utcOffset (int newval)
py	set_utcOffset (newval)
php	function set_utcOffset (\$newval)
es	async set_utcOffset (newval)
cmd	YRealTimeClock target set_utcOffset newval

The timezone is automatically rounded to the nearest multiple of 15 minutes. Remember to call the `saveToFlash()` method of the module if the modification must be kept.

Parameters :

newval an integer corresponding to the number of seconds between current time and UTC time (time zone)

Returns :

YAPI_SUCCESS if the call succeeds.

On failure, throws an exception or returns a negative error code.

realtimeclock→unmuteValueCallbacks()**YRealTimeClock**

Re-enables the propagation of every new advertised value to the parent hub.

js	function unmuteValueCallbacks ()
cpp	int unmuteValueCallbacks ()
m	-(int) unmuteValueCallbacks
pas	function unmuteValueCallbacks (): LongInt
vb	function unmuteValueCallbacks () As Integer
cs	int unmuteValueCallbacks ()
java	int unmuteValueCallbacks ()
uwp	async Task<int> unmuteValueCallbacks ()
py	unmuteValueCallbacks ()
php	function unmuteValueCallbacks ()
es	async unmuteValueCallbacks ()
cmd	YRealTimeClock target unmuteValueCallbacks

This function reverts the effect of a previous call to `muteValueCallbacks()`. Remember to call the `saveToFlash()` method of the module if the modification must be kept.

Returns :

YAPI_SUCCESS when the call succeeds.

On failure, throws an exception or returns a negative error code.

realtimeclock→wait_async()**YRealTimeClock**

Waits for all pending asynchronous commands on the module to complete, and invoke the user-provided callback function.

```
js function wait_async( callback, context)
```

```
es wait_async( callback, context)
```

The callback function can therefore freely issue synchronous or asynchronous commands, without risking to block the JavaScript VM.

Parameters :

callback callback function that is invoked when all pending commands on the module are completed. The callback function receives two arguments: the caller-specific context object and the receiving function object.

context caller-specific object that is passed as-is to the callback function

Returns :

nothing.

11.6. WakeUpMonitor function interface

The YWakeUpMonitor class handles globally all wake-up sources, as well as automated sleep mode, for instance using a YoctoHub-Wireless-g, a YoctoHub-GSM-3G-NA, a YoctoHub-GSM-3G-EU or a YoctoHub-Wireless-SR.

In order to use the functions described here, you should include:

es	in HTML: <code><script src="../../lib/yocto_wakeupmonitor.js"></script></code> in node.js: <code>require('yoctolib-es2017/yocto_wakeupmonitor.js');</code>
js	<code><script type='text/javascript' src='yocto_wakeupmonitor.js'></script></code>
cpp	<code>#include "yocto_wakeupmonitor.h"</code>
m	<code>#import "yocto_wakeupmonitor.h"</code>
pas	<code>uses yocto_wakeupmonitor;</code>
vb	<code>yocto_wakeupmonitor.vb</code>
cs	<code>yocto_wakeupmonitor_proxy.cs</code>
java	<code>import com.yoctopuce.YoctoAPI.YWakeUpMonitor;</code>
uwp	<code>import com.yoctopuce.YoctoAPI.YWakeUpMonitor;</code>
py	<code>from yocto_wakeupmonitor import *</code>
php	<code>require_once('yocto_wakeupmonitor.php');</code>
vi	<code>YWakeupMonitor.vi</code>

Global functions

yFindWakeUpMonitor(func)

Retrieves a monitor for a given identifier.

yFindWakeUpMonitorInContext(yctx, func)

Retrieves a monitor for a given identifier in a YAPI context.

yFirstWakeUpMonitor()

Starts the enumeration of monitors currently accessible.

yFirstWakeUpMonitorInContext(yctx)

Starts the enumeration of monitors currently accessible.

YWakeupMonitor methods

wakeupmonitor→clearCache()

Invalidates the cache.

wakeupmonitor→describe()

Returns a short text that describes unambiguously the instance of the monitor in the form `TYPE (NAME) = SERIAL . FUNCTIONID`.

wakeupmonitor→get_advertisedValue()

Returns the current value of the monitor (no more than 6 characters).

wakeupmonitor→get_errorMessage()

Returns the error message of the latest error with the monitor.

wakeupmonitor→get_errorType()

Returns the numerical error code of the latest error with the monitor.

wakeupmonitor→get_friendlyName()

Returns a global identifier of the monitor in the format `MODULE_NAME . FUNCTION_NAME`.

wakeupmonitor→get_functionDescriptor()

Returns a unique identifier of type `YFUN_DESCR` corresponding to the function.

wakeupmonitor→get_functionId()

Returns the hardware identifier of the monitor, without reference to the module.

wakeupmonitor→get_hardwareId()

Returns the unique hardware identifier of the monitor in the form `SERIAL.FUNCTIONID`.

wakeupmonitor→get_logicalName()

Returns the logical name of the monitor.

wakeupmonitor→get_module()

Gets the `YModule` object for the device on which the function is located.

wakeupmonitor→get_module_async(callback, context)

Gets the `YModule` object for the device on which the function is located (asynchronous version).

wakeupmonitor→get_nextWakeUp()

Returns the next scheduled wake up date/time (UNIX format).

wakeupmonitor→get_powerDuration()

Returns the maximal wake up time (in seconds) before automatically going to sleep.

wakeupmonitor→get_serialNumber()

Returns the serial number of the module, as set by the factory.

wakeupmonitor→get_sleepCountdown()

Returns the delay before the next sleep period.

wakeupmonitor→get_userData()

Returns the value of the `userData` attribute, as previously stored using method `set_userData`.

wakeupmonitor→get_wakeUpReason()

Returns the latest wake up reason.

wakeupmonitor→get_wakeUpState()

Returns the current state of the monitor.

wakeupmonitor→isOnline()

Checks if the monitor is currently reachable, without raising any error.

wakeupmonitor→isOnline_async(callback, context)

Checks if the monitor is currently reachable, without raising any error (asynchronous version).

wakeupmonitor→isReadOnly()

Test if the function is `readOnly`.

wakeupmonitor→load(msValidity)

Preloads the monitor cache with a specified validity duration.

wakeupmonitor→loadAttribute(attrName)

Returns the current value of a single function attribute, as a text string, as quickly as possible but without using the cached value.

wakeupmonitor→load_async(msValidity, callback, context)

Preloads the monitor cache with a specified validity duration (asynchronous version).

wakeupmonitor→muteValueCallbacks()

Disables the propagation of every new advertised value to the parent hub.

wakeupmonitor→nextWakeUpMonitor()

Continues the enumeration of monitors started using `yFirstWakeUpMonitor()`.

wakeupmonitor→registerValueCallback(callback)

Registers the callback function that is invoked on every change of advertised value.

wakeupmonitor→resetSleepCountDown()

Resets the sleep countdown.

wakeupmonitor→set_logicalName(newval)

	Changes the logical name of the monitor.
wakeupmonitor → set_nextWakeUp(newval)	Changes the days of the week when a wake up must take place.
wakeupmonitor → set_powerDuration(newval)	Changes the maximal wake up time (seconds) before automatically going to sleep.
wakeupmonitor → set_sleepCountdown(newval)	Changes the delay before the next sleep period.
wakeupmonitor → set_userData(data)	Stores a user context provided as argument in the userData attribute of the function.
wakeupmonitor → sleep(secBeforeSleep)	Goes to sleep until the next wake up condition is met, the RTC time must have been set before calling this function.
wakeupmonitor → sleepFor(secUntilWakeUp, secBeforeSleep)	Goes to sleep for a specific duration or until the next wake up condition is met, the RTC time must have been set before calling this function.
wakeupmonitor → sleepUntil(wakeUpTime, secBeforeSleep)	Go to sleep until a specific date is reached or until the next wake up condition is met, the RTC time must have been set before calling this function.
wakeupmonitor → unmuteValueCallbacks()	Re-enables the propagation of every new advertised value to the parent hub.
wakeupmonitor → wait_async(callback, context)	Waits for all pending asynchronous commands on the module to complete, and invoke the user-provided callback function.
wakeupmonitor → wakeUp()	Forces a wake up.

YWakeUpMonitor.FindWakeUpMonitor() yFindWakeUpMonitor()

YWakeUpMonitor

Retrieves a monitor for a given identifier.

js	function yFindWakeUpMonitor (func)
cpp	YWakeupMonitor* yFindWakeUpMonitor (string func)
m	+(YWakeupMonitor*) FindWakeUpMonitor : (NSString*) func
pas	function yFindWakeUpMonitor (func : string): TYWakeUpMonitor
vb	function yFindWakeUpMonitor (ByVal func As String) As YWakeupMonitor
cs	static YWakeupMonitor FindWakeUpMonitor (string func)
java	static YWakeupMonitor FindWakeUpMonitor (String func)
uwp	static YWakeupMonitor FindWakeUpMonitor (string func)
py	FindWakeUpMonitor (func)
php	function yFindWakeUpMonitor (\$func)
es	static FindWakeUpMonitor (func)

The identifier can be specified using several formats:

- FunctionLogicalName
- ModuleSerialNumber.FunctionIdentifier
- ModuleSerialNumber.FunctionLogicalName
- ModuleLogicalName.FunctionIdentifier
- ModuleLogicalName.FunctionLogicalName

This function does not require that the monitor is online at the time it is invoked. The returned object is nevertheless valid. Use the method `YWakeupMonitor.isOnline()` to test if the monitor is indeed online at a given time. In case of ambiguity when looking for a monitor by logical name, no error is notified: the first instance found is returned. The search is performed first by hardware name, then by logical name.

If a call to this object's `is_online()` method returns `FALSE` although you are certain that the matching device is plugged, make sure that you did call `registerHub()` at application initialization time.

Parameters :

func a string that uniquely characterizes the monitor, for instance `YHUBWLN3.wakeupMonitor`.

Returns :

a `YWakeupMonitor` object allowing you to drive the monitor.

YWakeUpMonitor.FindWakeUpMonitorInContext() yFindWakeUpMonitorInContext()

YWakeUpMonitor

Retrieves a monitor for a given identifier in a YAPI context.

```
java static YWakeUpMonitor FindWakeUpMonitorInContext( YAPIContext yctx,  
                                                         String func)  
uwp static YWakeUpMonitor FindWakeUpMonitorInContext( YAPIContext yctx,  
                                                         string func)  
es static FindWakeUpMonitorInContext( yctx, func)
```

The identifier can be specified using several formats:

- FunctionLogicalName
- ModuleSerialNumber.FunctionIdentifier
- ModuleSerialNumber.FunctionLogicalName
- ModuleLogicalName.FunctionIdentifier
- ModuleLogicalName.FunctionLogicalName

This function does not require that the monitor is online at the time it is invoked. The returned object is nevertheless valid. Use the method `YWakeUpMonitor.isOnline()` to test if the monitor is indeed online at a given time. In case of ambiguity when looking for a monitor by logical name, no error is notified: the first instance found is returned. The search is performed first by hardware name, then by logical name.

Parameters :

yctx a YAPI context

func a string that uniquely characterizes the monitor, for instance `YHUBWLN3.wakeUpMonitor`.

Returns :

a `YWakeUpMonitor` object allowing you to drive the monitor.

YWakeUpMonitor.FirstWakeUpMonitor() yFirstWakeUpMonitor()

YWakeupMonitor

Starts the enumeration of monitors currently accessible.

js	function yFirstWakeUpMonitor ()
cpp	YWakeupMonitor* yFirstWakeUpMonitor ()
m	+(YWakeupMonitor*) FirstWakeUpMonitor
pas	function yFirstWakeUpMonitor (): TYWakeUpMonitor
vb	function yFirstWakeUpMonitor () As YWakeupMonitor
cs	static YWakeupMonitor FirstWakeUpMonitor ()
java	static YWakeupMonitor FirstWakeUpMonitor ()
uwp	static YWakeupMonitor FirstWakeUpMonitor ()
py	FirstWakeUpMonitor ()
php	function yFirstWakeUpMonitor ()
es	static FirstWakeUpMonitor ()

Use the method `YWakeupMonitor.nextWakeUpMonitor()` to iterate on next monitors.

Returns :

a pointer to a `YWakeupMonitor` object, corresponding to the first monitor currently online, or a null pointer if there are none.

YWakeUpMonitor.FirstWakeUpMonitorInContext() yFirstWakeUpMonitorInContext()

YWakeUpMonitor

Starts the enumeration of monitors currently accessible.

```
java static YWakeUpMonitor FirstWakeUpMonitorInContext( YAPIContext yctx)
uwp static YWakeUpMonitor FirstWakeUpMonitorInContext( YAPIContext yctx)
es static FirstWakeUpMonitorInContext( yctx)
```

Use the method `YWakeUpMonitor.nextWakeUpMonitor()` to iterate on next monitors.

Parameters :

yctx a YAPI context.

Returns :

a pointer to a `YWakeUpMonitor` object, corresponding to the first monitor currently online, or a `null` pointer if there are none.

wakeupmonitor→clearCache()**YWakeUpMonitor**

Invalidates the cache.

js	function clearCache ()
cpp	void clearCache ()
m	-(void) clearCache
pas	procedure clearCache ()
vb	procedure clearCache ()
cs	void clearCache ()
java	void clearCache ()
py	clearCache ()
php	function clearCache ()
es	async clearCache ()

Invalidates the cache of the monitor attributes. Forces the next call to `get_xxx()` or `loadxxx()` to use values that come from the device.

wakeupmonitor→describe()**YWakeUpMonitor**

Returns a short text that describes unambiguously the instance of the monitor in the form
 TYPE (NAME) = SERIAL . FUNCTIONID.

js	function describe ()
cpp	string describe ()
m	-(NSString*) describe
pas	function describe (): string
vb	function describe () As String
cs	string describe ()
java	String describe ()
py	describe ()
php	function describe ()
es	async describe ()

More precisely, TYPE is the type of the function, NAME it the name used for the first access to the function, SERIAL is the serial number of the module if the module is connected or "unresolved", and FUNCTIONID is the hardware identifier of the function if the module is connected. For example, this method returns `Relay(MyCustomName.relay1)=RELAYLO1-123456.relay1` if the module is already connected or `Relay(BadCustomName.relay1)=unresolved` if the module has not yet been connected. This method does not trigger any USB or TCP transaction and can therefore be used in a debugger.

Returns :

a string that describes the monitor (ex:
`Relay(MyCustomName.relay1)=RELAYLO1-123456.relay1`)

wakeupmonitor→**get_advertisedValue()****YWakeUpMonitor****wakeupmonitor**→**advertisedValue()**

Returns the current value of the monitor (no more than 6 characters).

js	function get_advertisedValue ()
cpp	string get_advertisedValue ()
m	-(NSString*) advertisedValue
pas	function get_advertisedValue (): string
vb	function get_advertisedValue () As String
cs	string get_advertisedValue ()
java	String get_advertisedValue ()
uwp	async Task<string> get_advertisedValue ()
py	get_advertisedValue ()
php	function get_advertisedValue ()
es	async get_advertisedValue ()
cmd	YWakeUpMonitor target get_advertisedValue

Returns :

a string corresponding to the current value of the monitor (no more than 6 characters).

On failure, throws an exception or returns Y_ADVERTISEDVALUE_INVALID.

wakeupmonitor→get_errorMessage()**YWakeUpMonitor****wakeupmonitor→errorMessage()**

Returns the error message of the latest error with the monitor.

js	function get_errorMessage ()
cpp	string get_errorMessage ()
m	-(NSString*) errorMessage
pas	function get_errorMessage (): string
vb	function get_errorMessage () As String
cs	string get_errorMessage ()
java	String get_errorMessage ()
py	get_errorMessage ()
php	function get_errorMessage ()
es	get_errorMessage ()

This method is mostly useful when using the Yoctopuce library with exceptions disabled.

Returns :

a string corresponding to the latest error message that occurred while using the monitor object

wakeupmonitor→get_errorType()**YWakeUpMonitor****wakeupmonitor→errorType()**

Returns the numerical error code of the latest error with the monitor.

js	function get_errorType ()
cpp	YRETCODE get_errorType ()
m	-(YRETCODE) errorType
pas	function get_errorType (): YRETCODE
vb	function get_errorType () As YRETCODE
cs	YRETCODE get_errorType ()
java	int get_errorType ()
py	get_errorType ()
php	function get_errorType ()
es	get_errorType ()

This method is mostly useful when using the Yoctopuce library with exceptions disabled.

Returns :

a number corresponding to the code of the latest error that occurred while using the monitor object

wakeupmonitor→**get_friendlyName()****YWakeUpMonitor****wakeupmonitor**→**friendlyName()**

Returns a global identifier of the monitor in the format `MODULE_NAME.FUNCTION_NAME`.

js	function get_friendlyName ()
cpp	string get_friendlyName ()
m	-(NSString*) friendlyName
cs	string get_friendlyName ()
java	String get_friendlyName ()
py	get_friendlyName ()
php	function get_friendlyName ()
es	async get_friendlyName ()

The returned string uses the logical names of the module and of the monitor if they are defined, otherwise the serial number of the module and the hardware identifier of the monitor (for example: `MyCustomName.relay1`)

Returns :

a string that uniquely identifies the monitor using logical names (ex: `MyCustomName.relay1`)

On failure, throws an exception or returns `Y_FRIENDLYNAME_INVALID`.

wakeupmonitor→**get_functionDescriptor()****YWakeUpMonitor****wakeupmonitor**→**functionDescriptor()**

Returns a unique identifier of type YFUN_DESCR corresponding to the function.

js	function get_functionDescriptor ()
cpp	YFUN_DESCR get_functionDescriptor ()
m	-(YFUN_DESCR) functionDescriptor
pas	function get_functionDescriptor (): YFUN_DESCR
vb	function get_functionDescriptor () As YFUN_DESCR
cs	YFUN_DESCR get_functionDescriptor ()
java	String get_functionDescriptor ()
py	get_functionDescriptor ()
php	function get_functionDescriptor ()
es	async get_functionDescriptor ()

This identifier can be used to test if two instances of YFunction reference the same physical function on the same physical device.

Returns :

an identifier of type YFUN_DESCR.

If the function has never been contacted, the returned value is Y_FUNCTIONDESCRIPTOR_INVALID.

wakeupmonitor→**get_functionId()****YWakeUpMonitor****wakeupmonitor**→**functionId()**

Returns the hardware identifier of the monitor, without reference to the module.

js	function get_functionId ()
c++	string get_functionId ()
m	-(NSString*) functionId
vb	function get_functionId () As String
cs	string get_functionId ()
java	String get_functionId ()
py	get_functionId ()
php	function get_functionId ()
es	async get_functionId ()

For example `relay1`

Returns :

a string that identifies the monitor (ex: `relay1`)

On failure, throws an exception or returns `Y_FUNCTIONID_INVALID`.

wakeupmonitor→get_hardwareId()**YWakeUpMonitor****wakeupmonitor→hardwareId()**

Returns the unique hardware identifier of the monitor in the form `SERIAL.FUNCTIONID`.

js	function get_hardwareId ()
cpp	string get_hardwareId ()
m	-(NSString*) hardwareId
vb	function get_hardwareId () As String
cs	string get_hardwareId ()
java	String get_hardwareId ()
py	get_hardwareId ()
php	function get_hardwareId ()
es	async get_hardwareId ()

The unique hardware identifier is composed of the device serial number and of the hardware identifier of the monitor (for example `RELAYLO1-123456.relay1`).

Returns :

a string that uniquely identifies the monitor (ex: `RELAYLO1-123456.relay1`)

On failure, throws an exception or returns `Y_HARDWAREID_INVALID`.

wakeupmonitor→get_logicalName()

YWakeUpMonitor

wakeupmonitor→logicalName()

Returns the logical name of the monitor.

js	function get_logicalName ()
cpp	string get_logicalName ()
m	-(NSString*) logicalName
pas	function get_logicalName (): string
vb	function get_logicalName () As String
cs	string get_logicalName ()
java	String get_logicalName ()
uwp	async Task<string> get_logicalName ()
py	get_logicalName ()
php	function get_logicalName ()
es	async get_logicalName ()
cmd	YWakeUpMonitor target get_logicalName

Returns :

a string corresponding to the logical name of the monitor.

On failure, throws an exception or returns Y_LOGICALNAME_INVALID.

wakeupmonitor→**get_module()****YWakeUpMonitor****wakeupmonitor**→**module()**

Gets the YModule object for the device on which the function is located.

js	function get_module ()
cpp	YModule * get_module ()
m	-(YModule*) module
pas	function get_module (): TYModule
vb	function get_module () As YModule
cs	YModule get_module ()
java	YModule get_module ()
py	get_module ()
php	function get_module ()
es	async get_module ()

If the function cannot be located on any module, the returned instance of YModule is not shown as on-line.

Returns :

an instance of YModule

wakeupmonitor→**get_module_async()****YWakeUpMonitor****wakeupmonitor**→**module_async()**

Gets the YModule object for the device on which the function is located (asynchronous version).

```
js function get_module_async( callback, context)
```

If the function cannot be located on any module, the returned YModule object does not show as on-line.

This asynchronous version exists only in JavaScript. It uses a callback instead of a return value in order to avoid blocking Firefox JavaScript VM that does not implement context switching during blocking I/O calls. See the documentation section on asynchronous JavaScript calls for more details.

Parameters :

callback callback function that is invoked when the result is known. The callback function receives three arguments: the caller-specific context object, the receiving function object and the requested YModule object

context caller-specific object that is passed as-is to the callback function

Returns :

nothing : the result is provided to the callback.

wakeupmonitor→**get_nextWakeUp()****YWakeUpMonitor****wakeupmonitor**→**nextWakeUp()**

Returns the next scheduled wake up date/time (UNIX format).

js	function get_nextWakeUp ()
cpp	s64 get_nextWakeUp ()
m	-(s64) nextWakeUp
pas	function get_nextWakeUp (): int64
vb	function get_nextWakeUp () As Long
cs	long get_nextWakeUp ()
java	long get_nextWakeUp ()
uwp	async Task<long> get_nextWakeUp ()
py	get_nextWakeUp ()
php	function get_nextWakeUp ()
es	async get_nextWakeUp ()
cmd	YWakeUpMonitor target get_nextWakeUp

Returns :

an integer corresponding to the next scheduled wake up date/time (UNIX format)

On failure, throws an exception or returns Y_NEXTWAKEUP_INVALID.

wakeupmonitor→get_powerDuration()

YWakeUpMonitor

wakeupmonitor→powerDuration()

Returns the maximal wake up time (in seconds) before automatically going to sleep.

js	function get_powerDuration ()
c++	int get_powerDuration ()
m	-(int) powerDuration
pas	function get_powerDuration (): LongInt
vb	function get_powerDuration () As Integer
cs	int get_powerDuration ()
java	int get_powerDuration ()
uwp	async Task<int> get_powerDuration ()
py	get_powerDuration ()
php	function get_powerDuration ()
es	async get_powerDuration ()
cmd	YWakeUpMonitor target get_powerDuration

Returns :

an integer corresponding to the maximal wake up time (in seconds) before automatically going to sleep

On failure, throws an exception or returns Y_POWERDURATION_INVALID.

wakeupmonitor→get_serialNumber()**YWakeUpMonitor****wakeupmonitor→serialNumber()**

Returns the serial number of the module, as set by the factory.

js	function get_serialNumber ()
cpp	string get_serialNumber ()
m	-(NSString*) serialNumber
pas	function get_serialNumber (): string
vb	function get_serialNumber () As String
cs	string get_serialNumber ()
java	String get_serialNumber ()
uwp	async Task<string> get_serialNumber ()
py	get_serialNumber ()
php	function get_serialNumber ()
es	async get_serialNumber ()
cmd	YWakeUpMonitor target get_serialNumber

Returns :

a string corresponding to the serial number of the module, as set by the factory.

On failure, throws an exception or returns YModule.SERIALNUMBER_INVALID.

wakeupmonitor→**get_sleepCountdown()****YWakeUpMonitor****wakeupmonitor**→**sleepCountdown()**

Returns the delay before the next sleep period.

js	function get_sleepCountdown ()
c++	int get_sleepCountdown ()
m	-(int) sleepCountdown
pas	function get_sleepCountdown (): LongInt
vb	function get_sleepCountdown () As Integer
cs	int get_sleepCountdown ()
java	int get_sleepCountdown ()
uwp	async Task<int> get_sleepCountdown ()
py	get_sleepCountdown ()
php	function get_sleepCountdown ()
es	async get_sleepCountdown ()
cmd	YWakeUpMonitor target get_sleepCountdown

Returns :

an integer corresponding to the delay before the next sleep period

On failure, throws an exception or returns Y_SLEEPDOWNDOWN_INVALID.

wakeupmonitor→get_userData()**YWakeUpMonitor****wakeupmonitor→userData()**

Returns the value of the userData attribute, as previously stored using method set_userData.

js	function get_userData ()
cpp	void * get_userData ()
m	-(id) userData
pas	function get_userData (): Tobject
vb	function get_userData () As Object
cs	object get_userData ()
java	Object get_userData ()
py	get_userData ()
php	function get_userData ()
es	async get_userData ()

This attribute is never touched directly by the API, and is at disposal of the caller to store a context.

Returns :

the object stored previously by the caller.

wakeupmonitor→**get_wakeUpReason()****YWakeUpMonitor****wakeupmonitor**→**wakeUpReason()**

Returns the latest wake up reason.

js	function get_wakeUpReason ()
c++	Y_WAKEUPREASON_enum get_wakeUpReason ()
m	-(Y_WAKEUPREASON_enum) wakeUpReason
pas	function get_wakeUpReason (): Integer
vb	function get_wakeUpReason () As Integer
cs	int get_wakeUpReason ()
java	int get_wakeUpReason ()
uwp	async Task<int> get_wakeUpReason ()
py	get_wakeUpReason ()
php	function get_wakeUpReason ()
es	async get_wakeUpReason ()
cmd	YWakeupMonitor target get_wakeUpReason

Returns :

a value among Y_WAKEUPREASON_USBPOWER, Y_WAKEUPREASON_EXTPOWER, Y_WAKEUPREASON_ENDOFSLEEP, Y_WAKEUPREASON_EXTSIG1, Y_WAKEUPREASON_SCHEDULE1 and Y_WAKEUPREASON_SCHEDULE2 corresponding to the latest wake up reason

On failure, throws an exception or returns Y_WAKEUPREASON_INVALID.

wakeupmonitor→**get_wakeUpState()****YWakeUpMonitor****wakeupmonitor**→**wakeUpState()**

Returns the current state of the monitor.

js	function get_wakeUpState ()
cpp	Y_WAKEUPSTATE_enum get_wakeUpState ()
m	-(Y_WAKEUPSTATE_enum) wakeUpState
pas	function get_wakeUpState (): Integer
vb	function get_wakeUpState () As Integer
cs	int get_wakeUpState ()
java	int get_wakeUpState ()
uwp	async Task<int> get_wakeUpState ()
py	get_wakeUpState ()
php	function get_wakeUpState ()
es	async get_wakeUpState ()
cmd	YWakeUpMonitor target get_wakeUpState

Returns :

either Y_WAKEUPSTATE_SLEEPING or Y_WAKEUPSTATE_AWAKE, according to the current state of the monitor

On failure, throws an exception or returns Y_WAKEUPSTATE_INVALID.

wakeupmonitor→isOnline()**YWakeUpMonitor**

Checks if the monitor is currently reachable, without raising any error.

js	function isOnline ()
cpp	bool isOnline ()
m	-(BOOL) isOnline
pas	function isOnline (): boolean
vb	function isOnline () As Boolean
cs	bool isOnline ()
java	boolean isOnline ()
py	isOnline ()
php	function isOnline ()
es	async isOnline ()

If there is a cached value for the monitor in cache, that has not yet expired, the device is considered reachable. No exception is raised if there is an error while trying to contact the device hosting the monitor.

Returns :

`true` if the monitor can be reached, and `false` otherwise

wakeupmonitor→isOnline_async()**YWakeUpMonitor**

Checks if the monitor is currently reachable, without raising any error (asynchronous version).

```
js function isOnline_async( callback, context)
```

If there is a cached value for the monitor in cache, that has not yet expired, the device is considered reachable. No exception is raised if there is an error while trying to contact the device hosting the requested function.

This asynchronous version exists only in Javascript. It uses a callback instead of a return value in order to avoid blocking the Javascript virtual machine.

Parameters :

- callback** callback function that is invoked when the result is known. The callback function receives three arguments: the caller-specific context object, the receiving function object and the boolean result
- context** caller-specific object that is passed as-is to the callback function

Returns :

nothing : the result is provided to the callback.

wakeupmonitor→**isReadOnly()****YWakeUpMonitor**

Test if the function is readOnly.

cpp	<code>bool isReadOnly()</code>
m	<code>-(bool) isReadOnly</code>
pas	<code>function isReadOnly(): boolean</code>
vb	<code>function isReadOnly() As Boolean</code>
cs	<code>bool isReadOnly()</code>
java	<code>boolean isReadOnly()</code>
uwp	<code>async Task<bool> isReadOnly()</code>
py	<code>isReadOnly()</code>
php	<code>function isReadOnly()</code>
es	<code>async isReadOnly()</code>
cmd	<code>YWakeUpMonitor target isReadOnly</code>

Return `true` if the function is write protected or that the function is not available.

Returns :

`true` if the function is readOnly or not online.

wakeupmonitor→load()**YWakeUpMonitor**

Preloads the monitor cache with a specified validity duration.

js	function load (msValidity)
cpp	YRETCODE load (int msValidity)
m	-(YRETCODE) load : (u64) msValidity
pas	function load (msValidity : u64): YRETCODE
vb	function load (ByVal msValidity As Long) As YRETCODE
cs	YRETCODE load (ulong msValidity)
java	int load (long msValidity)
py	load (msValidity)
php	function load (\$msValidity)
es	async load (msValidity)

By default, whenever accessing a device, all function attributes are kept in cache for the standard duration (5 ms). This method can be used to temporarily mark the cache as valid for a longer period, in order to reduce network traffic for instance.

Parameters :

msValidity an integer corresponding to the validity attributed to the loaded function parameters, in milliseconds

Returns :

YAPI_SUCCESS when the call succeeds.

On failure, throws an exception or returns a negative error code.

wakeupmonitor→loadAttribute()**YWakeUpMonitor**

Returns the current value of a single function attribute, as a text string, as quickly as possible but without using the cached value.

js	function loadAttribute (attrName)
cpp	string loadAttribute (string attrName)
m	-(NSString*) loadAttribute : (NSString*) attrName
pas	function loadAttribute (attrName : string): string
vb	function loadAttribute () As String
cs	string loadAttribute (string attrName)
java	String loadAttribute (String attrName)
uwp	async Task<string> loadAttribute (string attrName)
py	loadAttribute (attrName)
php	function loadAttribute (\$ attrName)
es	async loadAttribute (attrName)

Parameters :

attrName the name of the requested attribute

Returns :

a string with the value of the the attribute

On failure, throws an exception or returns an empty string.

wakeupmonitor→load_async()**YWakeUpMonitor**

Preloads the monitor cache with a specified validity duration (asynchronous version).

```
js function load_async( msValidity, callback, context)
```

By default, whenever accessing a device, all function attributes are kept in cache for the standard duration (5 ms). This method can be used to temporarily mark the cache as valid for a longer period, in order to reduce network traffic for instance.

This asynchronous version exists only in JavaScript. It uses a callback instead of a return value in order to avoid blocking the JavaScript virtual machine.

Parameters :

- msValidity** an integer corresponding to the validity of the loaded function parameters, in milliseconds
- callback** callback function that is invoked when the result is known. The callback function receives three arguments: the caller-specific context object, the receiving function object and the error code (or YAPI_SUCCESS)
- context** caller-specific object that is passed as-is to the callback function

Returns :

nothing : the result is provided to the callback.

wakeupmonitor→muteValueCallbacks()**YWakeUpMonitor**

Disables the propagation of every new advertised value to the parent hub.

js	function muteValueCallbacks ()
c++	int muteValueCallbacks ()
m	-(int) muteValueCallbacks
pas	function muteValueCallbacks (): LongInt
vb	function muteValueCallbacks () As Integer
cs	int muteValueCallbacks ()
java	int muteValueCallbacks ()
uwp	async Task<int> muteValueCallbacks ()
py	muteValueCallbacks ()
php	function muteValueCallbacks ()
es	async muteValueCallbacks ()
cmd	YWakeUpMonitor target muteValueCallbacks

You can use this function to save bandwidth and CPU on computers with limited resources, or to prevent unwanted invocations of the HTTP callback. Remember to call the `saveToFlash()` method of the module if the modification must be kept.

Returns :

YAPI_SUCCESS when the call succeeds.

On failure, throws an exception or returns a negative error code.

wakeupmonitor→nextWakeUpMonitor()**YWakeUpMonitor**

Continues the enumeration of monitors started using `yFirstWakeUpMonitor()`.

js	<code>function nextWakeUpMonitor()</code>
cpp	<code>YWakeupMonitor * nextWakeUpMonitor()</code>
m	<code>-(YWakeupMonitor*) nextWakeUpMonitor</code>
pas	<code>function nextWakeUpMonitor(): TYWakeUpMonitor</code>
vb	<code>function nextWakeUpMonitor() As YWakeUpMonitor</code>
cs	<code>YWakeupMonitor nextWakeUpMonitor()</code>
java	<code>YWakeupMonitor nextWakeUpMonitor()</code>
uwp	<code>YWakeupMonitor nextWakeUpMonitor()</code>
py	<code>nextWakeUpMonitor()</code>
php	<code>function nextWakeUpMonitor()</code>
es	<code>nextWakeUpMonitor()</code>

Caution: You can't make any assumption about the returned monitors order. If you want to find a specific a monitor, use `WakeUpMonitor.findWakeUpMonitor()` and a hardwareID or a logical name.

Returns :

a pointer to a `YWakeupMonitor` object, corresponding to a monitor currently online, or a `null` pointer if there are no more monitors to enumerate.

wakeupmonitor→registerValueCallback()**YWakeUpMonitor**

Registers the callback function that is invoked on every change of advertised value.

js	function registerValueCallback (callback)
cpp	int registerValueCallback (YWakeUpMonitorValueCallback callback)
m	-(int) registerValueCallback : (YWakeUpMonitorValueCallback) callback
pas	function registerValueCallback (callback : TYWakeUpMonitorValueCallback): LongInt
vb	function registerValueCallback () As Integer
cs	int registerValueCallback (ValueCallback callback)
java	int registerValueCallback (UpdateCallback callback)
uwp	async Task<int> registerValueCallback (ValueCallback callback)
py	registerValueCallback (callback)
php	function registerValueCallback (\$callback)
es	async registerValueCallback (callback)

The callback is invoked only during the execution of `ySleep` or `yHandleEvents`. This provides control over the time when the callback is triggered. For good responsiveness, remember to call one of these two functions periodically. To unregister a callback, pass a null pointer as argument.

Parameters :

callback the callback function to call, or a null pointer. The callback function should take two arguments: the function object of which the value has changed, and the character string describing the new advertised value.

wakeupmonitor→resetSleepCountDown()**YWakeUpMonitor**

Resets the sleep countdown.

js	function resetSleepCountDown ()
cpp	int resetSleepCountDown ()
m	-(int) resetSleepCountDown
pas	function resetSleepCountDown (): LongInt
vb	function resetSleepCountDown () As Integer
cs	int resetSleepCountDown ()
java	int resetSleepCountDown ()
uwp	async Task<int> resetSleepCountDown ()
py	resetSleepCountDown ()
php	function resetSleepCountDown ()
es	async resetSleepCountDown ()
cmd	YWakeUpMonitor target resetSleepCountDown

Returns :

YAPI_SUCCESS if the call succeeds. On failure, throws an exception or returns a negative error code.

wakeupmonitor→**set_logicalName()****YWakeUpMonitor****wakeupmonitor**→**setLogicalName()**

Changes the logical name of the monitor.

js	function set_logicalName (newval)
cpp	int set_logicalName (const string& newval)
m	-(int) setLogicalName : (NSString*) newval
pas	function set_logicalName (newval : string): integer
vb	function set_logicalName (ByVal newval As String) As Integer
cs	int set_logicalName (string newval)
java	int set_logicalName (String newval)
uwp	async Task<int> set_logicalName (string newval)
py	set_logicalName (newval)
php	function set_logicalName (\$ newval)
es	async set_logicalName (newval)
cmd	YWakeUpMonitor target set_logicalName newval

You can use `yCheckLogicalName()` prior to this call to make sure that your parameter is valid. Remember to call the `saveToFlash()` method of the module if the modification must be kept.

Parameters :

newval a string corresponding to the logical name of the monitor.

Returns :

YAPI_SUCCESS if the call succeeds.

On failure, throws an exception or returns a negative error code.

wakeupmonitor→**set_nextWakeUp()****YWakeUpMonitor****wakeupmonitor**→**setNextWakeUp()**

Changes the days of the week when a wake up must take place.

js	function set_nextWakeUp (newval)
cpp	int set_nextWakeUp (s64 newval)
m	-(int) setNextWakeUp : (s64) newval
pas	function set_nextWakeUp (newval : int64): integer
vb	function set_nextWakeUp (ByVal newval As Long) As Integer
cs	int set_nextWakeUp (long newval)
java	int set_nextWakeUp (long newval)
uwp	async Task<int> set_nextWakeUp (long newval)
py	set_nextWakeUp (newval)
php	function set_nextWakeUp (\$ newval)
es	async set_nextWakeUp (newval)
cmd	YWakeUpMonitor target set_nextWakeUp newval

Parameters :

newval an integer corresponding to the days of the week when a wake up must take place

Returns :

YAPI_SUCCESS if the call succeeds.

On failure, throws an exception or returns a negative error code.

wakeupmonitor→**set_powerDuration()****YWakeUpMonitor****wakeupmonitor**→**setPowerDuration()**

Changes the maximal wake up time (seconds) before automatically going to sleep.

js	function set_powerDuration (newval)
c++	int set_powerDuration (int newval)
m	-(int) setPowerDuration : (int) newval
pas	function set_powerDuration (newval : LongInt): integer
vb	function set_powerDuration (ByVal newval As Integer) As Integer
cs	int set_powerDuration (int newval)
java	int set_powerDuration (int newval)
uwp	async Task<int> set_powerDuration (int newval)
py	set_powerDuration (newval)
php	function set_powerDuration (\$newval)
es	async set_powerDuration (newval)
cmd	YWakeUpMonitor target set_powerDuration newval

Remember to call the `saveToFlash()` method of the module if the modification must be kept.

Parameters :

newval an integer corresponding to the maximal wake up time (seconds) before automatically going to sleep

Returns :

YAPI_SUCCESS if the call succeeds.

On failure, throws an exception or returns a negative error code.

wakeupmonitor→set_sleepCountdown()**YWakeUpMonitor****wakeupmonitor→setSleepCountdown()**

Changes the delay before the next sleep period.

js	function set_sleepCountdown (newval)
cpp	int set_sleepCountdown (int newval)
m	-(int) setSleepCountdown : (int) newval
pas	function set_sleepCountdown (newval : LongInt): integer
vb	function set_sleepCountdown (ByVal newval As Integer) As Integer
cs	int set_sleepCountdown (int newval)
java	int set_sleepCountdown (int newval)
uwp	async Task<int> set_sleepCountdown (int newval)
py	set_sleepCountdown (newval)
php	function set_sleepCountdown (\$newval)
es	async set_sleepCountdown (newval)
cmd	YWakeUpMonitor target set_sleepCountdown newval

Parameters :

newval an integer corresponding to the delay before the next sleep period

Returns :

YAPI_SUCCESS if the call succeeds.

On failure, throws an exception or returns a negative error code.

wakeupmonitor→set_userdata()**YWakeUpMonitor****wakeupmonitor→setUserData()**

Stores a user context provided as argument in the `userData` attribute of the function.

js	function set_userdata (data)
c++	void set_userdata (void* data)
m	-(void) setUserData : (id) data
pas	procedure set_userdata (data : Tobject)
vb	procedure set_userdata (ByVal data As Object)
cs	void set_userdata (object data)
java	void set_userdata (Object data)
py	set_userdata (data)
php	function set_userdata (\$data)
es	async set_userdata (data)

This attribute is never touched by the API, and is at disposal of the caller to store a context.

Parameters :

data any kind of object to be stored

wakeupmonitor→sleep()**YWakeUpMonitor**

Goes to sleep until the next wake up condition is met, the RTC time must have been set before calling this function.

js	function sleep (secBeforeSleep)
cpp	int sleep (int secBeforeSleep)
m	-(int) sleep : (int) secBeforeSleep
pas	function sleep (secBeforeSleep : LongInt): LongInt
vb	function sleep () As Integer
cs	int sleep (int secBeforeSleep)
java	int sleep (int secBeforeSleep)
uwp	async Task<int> sleep (int secBeforeSleep)
py	sleep (secBeforeSleep)
php	function sleep (\$secBeforeSleep)
es	async sleep (secBeforeSleep)
cmd	YWakeUpMonitor target sleep secBeforeSleep

Parameters :

secBeforeSleep number of seconds before going into sleep mode,

Returns :

YAPI_SUCCESS if the call succeeds.

On failure, throws an exception or returns a negative error code.

wakeupmonitor→sleepFor()

YWakeUpMonitor

Goes to sleep for a specific duration or until the next wake up condition is met, the RTC time must have been set before calling this function.

js	function sleepFor (secUntilWakeUp , secBeforeSleep)
cpp	int sleepFor (int secUntilWakeUp , int secBeforeSleep)
m	-(int) sleepFor : (int) secUntilWakeUp : (int) secBeforeSleep
pas	function sleepFor (secUntilWakeUp : LongInt, secBeforeSleep : LongInt): LongInt
vb	function sleepFor () As Integer
cs	int sleepFor (int secUntilWakeUp , int secBeforeSleep)
java	int sleepFor (int secUntilWakeUp , int secBeforeSleep)
uwp	async Task<int> sleepFor (int secUntilWakeUp , int secBeforeSleep)
py	sleepFor (secUntilWakeUp , secBeforeSleep)
php	function sleepFor (\$secUntilWakeUp , \$secBeforeSleep)
es	async sleepFor (secUntilWakeUp , secBeforeSleep)
cmd	YWakeUpMonitor target sleepFor secUntilWakeUp secBeforeSleep

The count down before sleep can be canceled with `resetSleepCountDown`.

Parameters :

secUntilWakeUp number of seconds before next wake up

secBeforeSleep number of seconds before going into sleep mode

Returns :

YAPI SUCCESS if the call succeeds.

On failure, throws an exception or returns a negative error code.

wakeupmonitor→sleepUntil()**YWakeUpMonitor**

Go to sleep until a specific date is reached or until the next wake up condition is met, the RTC time must have been set before calling this function.

js	function sleepUntil (wakeUpTime , secBeforeSleep)
cpp	int sleepUntil (int wakeUpTime , int secBeforeSleep)
m	-(int) sleepUntil : (int) wakeUpTime : (int) secBeforeSleep
pas	function sleepUntil (wakeUpTime : LongInt, secBeforeSleep : LongInt): LongInt
vb	function sleepUntil () As Integer
cs	int sleepUntil (int wakeUpTime , int secBeforeSleep)
java	int sleepUntil (int wakeUpTime , int secBeforeSleep)
uwp	async Task<int> sleepUntil (int wakeUpTime , int secBeforeSleep)
py	sleepUntil (wakeUpTime , secBeforeSleep)
php	function sleepUntil (\$ wakeUpTime , \$ secBeforeSleep)
es	async sleepUntil (wakeUpTime , secBeforeSleep)
cmd	YWakeUpMonitor target sleepUntil wakeUpTime secBeforeSleep

The count down before sleep can be canceled with `resetSleepCountDown`.

Parameters :

- wakeUpTime** wake-up datetime (UNIX format)
- secBeforeSleep** number of seconds before going into sleep mode

Returns :

YAPI_SUCCESS if the call succeeds.

On failure, throws an exception or returns a negative error code.

wakeupmonitor→**unmuteValueCallbacks()****YWakeUpMonitor**

Re-enables the propagation of every new advertised value to the parent hub.

js	function unmuteValueCallbacks ()
cpp	int unmuteValueCallbacks ()
m	-(int) unmuteValueCallbacks
pas	function unmuteValueCallbacks (): LongInt
vb	function unmuteValueCallbacks () As Integer
cs	int unmuteValueCallbacks ()
java	int unmuteValueCallbacks ()
uwp	async Task<int> unmuteValueCallbacks ()
py	unmuteValueCallbacks ()
php	function unmuteValueCallbacks ()
es	async unmuteValueCallbacks ()
cmd	YWakeUpMonitor target unmuteValueCallbacks

This function reverts the effect of a previous call to `muteValueCallbacks()`. Remember to call the `saveToFlash()` method of the module if the modification must be kept.

Returns :

YAPI_SUCCESS when the call succeeds.

On failure, throws an exception or returns a negative error code.

wakeupmonitor→wait_async()**YWakeUpMonitor**

Waits for all pending asynchronous commands on the module to complete, and invoke the user-provided callback function.

```
js function wait_async( callback, context)
```

```
es wait_async( callback, context)
```

The callback function can therefore freely issue synchronous or asynchronous commands, without risking to block the JavaScript VM.

Parameters :

callback callback function that is invoked when all pending commands on the module are completed. The callback function receives two arguments: the caller-specific context object and the receiving function object.

context caller-specific object that is passed as-is to the callback function

Returns :

nothing.

wakeupmonitor→**wakeUp()****YWakeUpMonitor**

Forces a wake up.

js	function wakeUp ()
c++	int wakeUp ()
m	-(int) wakeUp
pas	function wakeUp (): LongInt
vb	function wakeUp () As Integer
cs	int wakeUp ()
java	int wakeUp ()
uwp	async Task<int> wakeUp ()
py	wakeUp ()
php	function wakeUp ()
es	async wakeUp ()
cmd	YWakeUpMonitor target wakeUp

11.7. WakeUpSchedule function interface

The YWakeUpSchedule class implements a wake up condition, for instance using a YoctoHub-Wireless-g, a YoctoHub-GSM-3G-NA, a YoctoHub-GSM-3G-EU or a YoctoHub-Wireless-SR. The wake up time is specified as a set of months and/or days and/or hours and/or minutes when the wake up should happen.

In order to use the functions described here, you should include:

es	in HTML: <code><script src="../../lib/yocto_wakeupschedule.js"></script></code> in node.js: <code>require('yoctolib-es2017/yocto_wakeupschedule.js');</code>
js	<code><script type='text/javascript' src='yocto_wakeupschedule.js'></script></code>
cpp	<code>#include "yocto_wakeupschedule.h"</code>
m	<code>#import "yocto_wakeupschedule.h"</code>
pas	<code>uses yocto_wakeupschedule;</code>
vb	<code>yocto_wakeupschedule.vb</code>
cs	<code>yocto_wakeupschedule_proxy.cs</code>
java	<code>import com.yoctopuce.YoctoAPI.YWakeUpSchedule;</code>
uwp	<code>import com.yoctopuce.YoctoAPI.YWakeUpSchedule;</code>
py	<code>from yocto_wakeupschedule import *</code>
php	<code>require_once('yocto_wakeupschedule.php');</code>
vi	<code>YWakeupSchedule.vi</code>

Global functions

yFindWakeUpSchedule(func)

Retrieves a wake up schedule for a given identifier.

yFindWakeUpScheduleInContext(yctx, func)

Retrieves a wake up schedule for a given identifier in a YAPI context.

yFirstWakeUpSchedule()

Starts the enumeration of wake up schedules currently accessible.

yFirstWakeUpScheduleInContext(yctx)

Starts the enumeration of wake up schedules currently accessible.

YWakeupSchedule methods

wakeupschedule→clearCache()

Invalidates the cache.

wakeupschedule→describe()

Returns a short text that describes unambiguously the instance of the wake up schedule in the form `TYPE (NAME) = SERIAL . FUNCTIONID`.

wakeupschedule→get_advertisedValue()

Returns the current value of the wake up schedule (no more than 6 characters).

wakeupschedule→get_errorMessage()

Returns the error message of the latest error with the wake up schedule.

wakeupschedule→get_errorType()

Returns the numerical error code of the latest error with the wake up schedule.

wakeupschedule→get_friendlyName()

Returns a global identifier of the wake up schedule in the format `MODULE_NAME . FUNCTION_NAME`.

wakeupschedule→get_functionDescriptor()

Returns a unique identifier of type `YFUN_DESCR` corresponding to the function.

wakeupschedule→get_functionId()

Returns the hardware identifier of the wake up schedule, without reference to the module.

wakeupschedule→get_hardwareId()

Returns the unique hardware identifier of the wake up schedule in the form `SERIAL.FUNCTIONID`.

wakeupschedule→get_hours()

Returns the hours scheduled for wake up.

wakeupschedule→get_logicalName()

Returns the logical name of the wake up schedule.

wakeupschedule→get_minutes()

Returns all the minutes of each hour that are scheduled for wake up.

wakeupschedule→get_minutesA()

Returns the minutes in the 00-29 interval of each hour scheduled for wake up.

wakeupschedule→get_minutesB()

Returns the minutes in the 30-59 interval of each hour scheduled for wake up.

wakeupschedule→get_module()

Gets the `YModule` object for the device on which the function is located.

wakeupschedule→get_module_async(callback, context)

Gets the `YModule` object for the device on which the function is located (asynchronous version).

wakeupschedule→get_monthDays()

Returns the days of the month scheduled for wake up.

wakeupschedule→get_months()

Returns the months scheduled for wake up.

wakeupschedule→get_nextOccurrence()

Returns the date/time (seconds) of the next wake up occurrence.

wakeupschedule→get_serialNumber()

Returns the serial number of the module, as set by the factory.

wakeupschedule→get_userData()

Returns the value of the `userData` attribute, as previously stored using method `set_userData`.

wakeupschedule→get_weekDays()

Returns the days of the week scheduled for wake up.

wakeupschedule→isOnline()

Checks if the wake up schedule is currently reachable, without raising any error.

wakeupschedule→isOnline_async(callback, context)

Checks if the wake up schedule is currently reachable, without raising any error (asynchronous version).

wakeupschedule→isReadOnly()

Test if the function is `readOnly`.

wakeupschedule→load(msValidity)

Preloads the wake up schedule cache with a specified validity duration.

wakeupschedule→loadAttribute(attrName)

Returns the current value of a single function attribute, as a text string, as quickly as possible but without using the cached value.

wakeupschedule→load_async(msValidity, callback, context)

Preloads the wake up schedule cache with a specified validity duration (asynchronous version).

wakeupschedule→muteValueCallbacks()

Disables the propagation of every new advertised value to the parent hub.

wakeupschedule→nextWakeUpSchedule()

Continues the enumeration of wake up schedules started using `yFirstWakeUpSchedule()`.

`wakeupschedule→registerValueCallback(callback)`

Registers the callback function that is invoked on every change of advertised value.

`wakeupschedule→set_hours(newval)`

Changes the hours when a wake up must take place.

`wakeupschedule→set_logicalName(newval)`

Changes the logical name of the wake up schedule.

`wakeupschedule→set_minutes(bitmap)`

Changes all the minutes where a wake up must take place.

`wakeupschedule→set_minutesA(newval)`

Changes the minutes in the 00-29 interval when a wake up must take place.

`wakeupschedule→set_minutesB(newval)`

Changes the minutes in the 30-59 interval when a wake up must take place.

`wakeupschedule→set_monthDays(newval)`

Changes the days of the month when a wake up must take place.

`wakeupschedule→set_months(newval)`

Changes the months when a wake up must take place.

`wakeupschedule→set_userData(data)`

Stores a user context provided as argument in the `userData` attribute of the function.

`wakeupschedule→set_weekDays(newval)`

Changes the days of the week when a wake up must take place.

`wakeupschedule→unmuteValueCallbacks()`

Re-enables the propagation of every new advertised value to the parent hub.

`wakeupschedule→wait_async(callback, context)`

Waits for all pending asynchronous commands on the module to complete, and invoke the user-provided callback function.

YWakeUpSchedule.FindWakeUpSchedule() yFindWakeUpSchedule()

YWakeUpSchedule

Retrieves a wake up schedule for a given identifier.

js	function yFindWakeUpSchedule (func)
cpp	YWakeUpSchedule* yFindWakeUpSchedule (string func)
m	+(YWakeUpSchedule*) FindWakeUpSchedule : (NSString*) func
pas	function yFindWakeUpSchedule (func : string): TYWakeUpSchedule
vb	function yFindWakeUpSchedule (ByVal func As String) As YWakeUpSchedule
cs	static YWakeUpSchedule FindWakeUpSchedule (string func)
java	static YWakeUpSchedule FindWakeUpSchedule (String func)
uwp	static YWakeUpSchedule FindWakeUpSchedule (string func)
py	FindWakeUpSchedule (func)
php	function yFindWakeUpSchedule (\$func)
es	static FindWakeUpSchedule (func)

The identifier can be specified using several formats:

- FunctionLogicalName
- ModuleSerialNumber.FunctionIdentifier
- ModuleSerialNumber.FunctionLogicalName
- ModuleLogicalName.FunctionIdentifier
- ModuleLogicalName.FunctionLogicalName

This function does not require that the wake up schedule is online at the time it is invoked. The returned object is nevertheless valid. Use the method `YWakeUpSchedule.isOnline()` to test if the wake up schedule is indeed online at a given time. In case of ambiguity when looking for a wake up schedule by logical name, no error is notified: the first instance found is returned. The search is performed first by hardware name, then by logical name.

If a call to this object's `is_online()` method returns `FALSE` although you are certain that the matching device is plugged, make sure that you did call `registerHub()` at application initialization time.

Parameters :

func a string that uniquely characterizes the wake up schedule, for instance `YHUBWLN3.wakeUpSchedule1`.

Returns :

a `YWakeUpSchedule` object allowing you to drive the wake up schedule.

YWakeUpSchedule.FindWakeUpScheduleInContext() yFindWakeUpScheduleInContext()

YWakeUpSchedule

Retrieves a wake up schedule for a given identifier in a YAPI context.

```

java static YWakeUpSchedule FindWakeUpScheduleInContext( YAPIContext yctx,
                                                         String func)
uwp static YWakeUpSchedule FindWakeUpScheduleInContext( YAPIContext yctx,
                                                         string func)
es static FindWakeUpScheduleInContext( yctx, func)

```

The identifier can be specified using several formats:

- FunctionLogicalName
- ModuleSerialNumber.FunctionIdentifier
- ModuleSerialNumber.FunctionLogicalName
- ModuleLogicalName.FunctionIdentifier
- ModuleLogicalName.FunctionLogicalName

This function does not require that the wake up schedule is online at the time it is invoked. The returned object is nevertheless valid. Use the method `YWakeUpSchedule.isOnline()` to test if the wake up schedule is indeed online at a given time. In case of ambiguity when looking for a wake up schedule by logical name, no error is notified: the first instance found is returned. The search is performed first by hardware name, then by logical name.

Parameters :

yctx a YAPI context

func a string that uniquely characterizes the wake up schedule, for instance `YHUBWLN3.wakeUpSchedule1`.

Returns :

a `YWakeUpSchedule` object allowing you to drive the wake up schedule.

YWakeUpSchedule.FirstWakeUpSchedule() yFirstWakeUpSchedule()

YWakeUpSchedule

Starts the enumeration of wake up schedules currently accessible.

js	function yFirstWakeUpSchedule ()
c++	YWakeupSchedule* yFirstWakeUpSchedule ()
m	+(YWakeupSchedule*) FirstWakeUpSchedule
pas	function yFirstWakeUpSchedule (): TYWakeUpSchedule
vb	function yFirstWakeUpSchedule () As YWakeUpSchedule
cs	static YWakeUpSchedule FirstWakeUpSchedule ()
java	static YWakeUpSchedule FirstWakeUpSchedule ()
uwp	static YWakeUpSchedule FirstWakeUpSchedule ()
py	FirstWakeUpSchedule ()
php	function yFirstWakeUpSchedule ()
es	static FirstWakeUpSchedule ()

Use the method `YWakeupSchedule.nextWakeUpSchedule()` to iterate on next wake up schedules.

Returns :

a pointer to a `YWakeupSchedule` object, corresponding to the first wake up schedule currently online,
or a `null` pointer if there are none.

YWakeUpSchedule.FirstWakeUpScheduleInContext() yFirstWakeUpScheduleInContext()

YWakeUpSchedule

Starts the enumeration of wake up schedules currently accessible.

java	static YWakeUpSchedule FirstWakeUpScheduleInContext (YAPIContext yctx)
uwp	static YWakeUpSchedule FirstWakeUpScheduleInContext (YAPIContext yctx)
es	static FirstWakeUpScheduleInContext (yctx)

Use the method `YWakeUpSchedule.nextWakeUpSchedule()` to iterate on next wake up schedules.

Parameters :

yctx a YAPI context.

Returns :

a pointer to a YWakeUpSchedule object, corresponding to the first wake up schedule currently online, or a null pointer if there are none.

wakeupschedule→clearCache()**YWakeUpSchedule**

Invalidates the cache.

js	function clearCache ()
cpp	void clearCache ()
m	-(void) clearCache
pas	procedure clearCache ()
vb	procedure clearCache ()
cs	void clearCache ()
java	void clearCache ()
py	clearCache ()
php	function clearCache ()
es	async clearCache ()

Invalidates the cache of the wake up schedule attributes. Forces the next call to `get_xxx()` or `loadxxx()` to use values that come from the device.

wakeupschedule→describe()**YWakeUpSchedule**

Returns a short text that describes unambiguously the instance of the wake up schedule in the form `TYPE (NAME) = SERIAL . FUNCTIONID`.

js	function describe ()
cpp	string describe ()
m	-(NSString*) describe
pas	function describe (): string
vb	function describe () As String
cs	string describe ()
java	String describe ()
py	describe ()
php	function describe ()
es	async describe ()

More precisely, `TYPE` is the type of the function, `NAME` it the name used for the first access to the function, `SERIAL` is the serial number of the module if the module is connected or "unresolved", and `FUNCTIONID` is the hardware identifier of the function if the module is connected. For example, this method returns `Relay(MyCustomName.relay1)=RELAYLO1-123456.relay1` if the module is already connected or `Relay(BadCustomeName.relay1)=unresolved` if the module has not yet been connected. This method does not trigger any USB or TCP transaction and can therefore be used in a debugger.

Returns :

a string that describes the wake up schedule (ex:
`Relay(MyCustomName.relay1)=RELAYLO1-123456.relay1`)

wakeupschedule→get_advertisedValue()**YWakeUpSchedule****wakeupschedule→advertisedValue()**

Returns the current value of the wake up schedule (no more than 6 characters).

js	function get_advertisedValue ()
c++	string get_advertisedValue ()
m	-(NSString*) advertisedValue
pas	function get_advertisedValue (): string
vb	function get_advertisedValue () As String
cs	string get_advertisedValue ()
java	String get_advertisedValue ()
uwp	async Task<string> get_advertisedValue ()
py	get_advertisedValue ()
php	function get_advertisedValue ()
es	async get_advertisedValue ()
cmd	YWakeUpSchedule target get_advertisedValue

Returns :

a string corresponding to the current value of the wake up schedule (no more than 6 characters).

On failure, throws an exception or returns Y_ADVERTISEDVALUE_INVALID.

wakeupschedule→get_errorMessage()**YWakeUpSchedule****wakeupschedule→errorMessage()**

Returns the error message of the latest error with the wake up schedule.

js	function get_errorMessage ()
cpp	string get_errorMessage ()
m	-(NSString*) errorMessage
pas	function get_errorMessage (): string
vb	function get_errorMessage () As String
cs	string get_errorMessage ()
java	String get_errorMessage ()
py	get_errorMessage ()
php	function get_errorMessage ()
es	get_errorMessage ()

This method is mostly useful when using the Yoctopuce library with exceptions disabled.

Returns :

a string corresponding to the latest error message that occurred while using the wake up schedule object

wakeupschedule→get_errorType()**YWakeUpSchedule****wakeupschedule→errorType()**

Returns the numerical error code of the latest error with the wake up schedule.

js	function get_errorType ()
cpp	YRETCODE get_errorType ()
m	-(YRETCODE) errorType
pas	function get_errorType (): YRETCODE
vb	function get_errorType () As YRETCODE
cs	YRETCODE get_errorType ()
java	int get_errorType ()
py	get_errorType ()
php	function get_errorType ()
es	get_errorType ()

This method is mostly useful when using the Yoctopuce library with exceptions disabled.

Returns :

a number corresponding to the code of the latest error that occurred while using the wake up schedule object

wakeupschedule→get_friendlyName()**YWakeUpSchedule****wakeupschedule→friendlyName()**

Returns a global identifier of the wake up schedule in the format `MODULE_NAME.FUNCTION_NAME`.

js	function get_friendlyName ()
cpp	string get_friendlyName ()
m	-(NSString*) friendlyName
cs	string get_friendlyName ()
java	String get_friendlyName ()
py	get_friendlyName ()
php	function get_friendlyName ()
es	async get_friendlyName ()

The returned string uses the logical names of the module and of the wake up schedule if they are defined, otherwise the serial number of the module and the hardware identifier of the wake up schedule (for example: `MyCustomName.relay1`)

Returns :

a string that uniquely identifies the wake up schedule using logical names (ex: `MyCustomName.relay1`)

On failure, throws an exception or returns `Y_FRIENDLYNAME_INVALID`.

wakeupschedule→get_functionDescriptor()**YWakeUpSchedule****wakeupschedule→functionDescriptor()**

Returns a unique identifier of type YFUN_DESCR corresponding to the function.

js	function get_functionDescriptor ()
cpp	YFUN_DESCR get_functionDescriptor ()
m	-(YFUN_DESCR) functionDescriptor
pas	function get_functionDescriptor (): YFUN_DESCR
vb	function get_functionDescriptor () As YFUN_DESCR
cs	YFUN_DESCR get_functionDescriptor ()
java	String get_functionDescriptor ()
py	get_functionDescriptor ()
php	function get_functionDescriptor ()
es	async get_functionDescriptor ()

This identifier can be used to test if two instances of YFunction reference the same physical function on the same physical device.

Returns :

an identifier of type YFUN_DESCR.

If the function has never been contacted, the returned value is Y_FUNCTIONDESCRIPTOR_INVALID.

wakeupschedule→get_functionId()**YWakeUpSchedule****wakeupschedule→functionId()**

Returns the hardware identifier of the wake up schedule, without reference to the module.

js	function get_functionId ()
cpp	string get_functionId ()
m	-(NSString*) functionId
vb	function get_functionId () As String
cs	string get_functionId ()
java	String get_functionId ()
py	get_functionId ()
php	function get_functionId ()
es	async get_functionId ()

For example `relay1`

Returns :

a string that identifies the wake up schedule (ex: `relay1`)

On failure, throws an exception or returns `Y_FUNCTIONID_INVALID`.

wakeupschedule→get_hardwareId()**YWakeUpSchedule****wakeupschedule→hardwareId()**

Returns the unique hardware identifier of the wake up schedule in the form `SERIAL.FUNCTIONID`.

js	function get_hardwareId ()
cpp	string get_hardwareId ()
m	-(NSString*) hardwareId
vb	function get_hardwareId () As String
cs	string get_hardwareId ()
java	String get_hardwareId ()
py	get_hardwareId ()
php	function get_hardwareId ()
es	async get_hardwareId ()

The unique hardware identifier is composed of the device serial number and of the hardware identifier of the wake up schedule (for example `RELAYLO1-123456.relay1`).

Returns :

a string that uniquely identifies the wake up schedule (ex: `RELAYLO1-123456.relay1`)

On failure, throws an exception or returns `Y_HARDWAREID_INVALID`.

wakeupschedule→get_hours()**YWakeUpSchedule****wakeupschedule→hours()**

Returns the hours scheduled for wake up.

js	function get_hours ()
cpp	int get_hours ()
m	-(int) hours
pas	function get_hours (): LongInt
vb	function get_hours () As Integer
cs	int get_hours ()
java	int get_hours ()
uwp	async Task<int> get_hours ()
py	get_hours ()
php	function get_hours ()
es	async get_hours ()
cmd	YWakeUpSchedule target get_hours

Returns :

an integer corresponding to the hours scheduled for wake up

On failure, throws an exception or returns Y_HOURS_INVALID.

wakeupschedule→get_logicalName()**YWakeUpSchedule****wakeupschedule→logicalName()**

Returns the logical name of the wake up schedule.

js	function get_logicalName ()
cpp	string get_logicalName ()
m	-(NSString*) logicalName
pas	function get_logicalName (): string
vb	function get_logicalName () As String
cs	string get_logicalName ()
java	String get_logicalName ()
uwp	async Task<string> get_logicalName ()
py	get_logicalName ()
php	function get_logicalName ()
es	async get_logicalName ()
cmd	YWakeUpSchedule target get_logicalName

Returns :

a string corresponding to the logical name of the wake up schedule.

On failure, throws an exception or returns Y_LOGICALNAME_INVALID.

wakeupschedule→get_minutes()**YWakeUpSchedule****wakeupschedule→minutes()**

Returns all the minutes of each hour that are scheduled for wake up.

js	function get_minutes ()
cpp	s64 get_minutes ()
m	-(s64) minutes
pas	function get_minutes (): int64
vb	function get_minutes () As Long
cs	long get_minutes ()
java	long get_minutes ()
uwp	async Task<long> get_minutes ()
py	get_minutes ()
php	function get_minutes ()
es	async get_minutes ()
cmd	YWakeUpSchedule target get_minutes

wakeupschedule→get_minutesA()

YWakeUpSchedule

wakeupschedule→minutesA()

Returns the minutes in the 00-29 interval of each hour scheduled for wake up.

js	function get_minutesA ()
c++	int get_minutesA ()
m	-(int) minutesA
pas	function get_minutesA (): LongInt
vb	function get_minutesA () As Integer
cs	int get_minutesA ()
java	int get_minutesA ()
uwp	async Task<int> get_minutesA ()
py	get_minutesA ()
php	function get_minutesA ()
es	async get_minutesA ()
cmd	YWakeUpSchedule target get_minutesA

Returns :

an integer corresponding to the minutes in the 00-29 interval of each hour scheduled for wake up

On failure, throws an exception or returns Y_MINUTESA_INVALID.

wakeupschedule→get_minutesB()**YWakeUpSchedule****wakeupschedule→minutesB()**

Returns the minutes in the 30-59 interval of each hour scheduled for wake up.

js	function get_minutesB ()
cpp	int get_minutesB ()
m	-(int) minutesB
pas	function get_minutesB (): LongInt
vb	function get_minutesB () As Integer
cs	int get_minutesB ()
java	int get_minutesB ()
uwp	async Task<int> get_minutesB ()
py	get_minutesB ()
php	function get_minutesB ()
es	async get_minutesB ()
cmd	YWakeUpSchedule target get_minutesB

Returns :

an integer corresponding to the minutes in the 30-59 interval of each hour scheduled for wake up

On failure, throws an exception or returns Y_MINUTESB_INVALID.

wakeupschedule→**get_module()****YWakeUpSchedule****wakeupschedule**→**module()**

Gets the YModule object for the device on which the function is located.

js	function get_module ()
c++	YModule * get_module ()
m	-(YModule*) module
pas	function get_module (): TYModule
vb	function get_module () As YModule
cs	YModule get_module ()
java	YModule get_module ()
py	get_module ()
php	function get_module ()
es	async get_module ()

If the function cannot be located on any module, the returned instance of YModule is not shown as on-line.

Returns :

an instance of YModule

wakeupschedule→get_module_async()**YWakeUpSchedule****wakeupschedule→module_async()**

Gets the YModule object for the device on which the function is located (asynchronous version).

```
js function get_module_async( callback, context)
```

If the function cannot be located on any module, the returned YModule object does not show as on-line.

This asynchronous version exists only in JavaScript. It uses a callback instead of a return value in order to avoid blocking Firefox JavaScript VM that does not implement context switching during blocking I/O calls. See the documentation section on asynchronous JavaScript calls for more details.

Parameters :

callback callback function that is invoked when the result is known. The callback function receives three arguments: the caller-specific context object, the receiving function object and the requested YModule object

context caller-specific object that is passed as-is to the callback function

Returns :

nothing : the result is provided to the callback.

wakeupschedule→**get_monthDays()****YWakeUpSchedule****wakeupschedule**→**monthDays()**

Returns the days of the month scheduled for wake up.

js	function get_monthDays ()
cpp	int get_monthDays ()
m	-(int) monthDays
pas	function get_monthDays (): LongInt
vb	function get_monthDays () As Integer
cs	int get_monthDays ()
java	int get_monthDays ()
uwp	async Task<int> get_monthDays ()
py	get_monthDays ()
php	function get_monthDays ()
es	async get_monthDays ()
cmd	YWakeUpSchedule target get_monthDays

Returns :

an integer corresponding to the days of the month scheduled for wake up

On failure, throws an exception or returns Y_MONTHDAYS_INVALID.

wakeupschedule→get_months()**YWakeUpSchedule****wakeupschedule→months()**

Returns the months scheduled for wake up.

js	function get_months ()
cpp	int get_months ()
m	-(int) months
pas	function get_months (): LongInt
vb	function get_months () As Integer
cs	int get_months ()
java	int get_months ()
uwp	async Task<int> get_months ()
py	get_months ()
php	function get_months ()
es	async get_months ()
cmd	YWakeUpSchedule target get_months

Returns :

an integer corresponding to the months scheduled for wake up

On failure, throws an exception or returns Y_MONTHS_INVALID.

wakeupschedule→get_nextOccurence()**YWakeUpSchedule****wakeupschedule→nextOccurence()**

Returns the date/time (seconds) of the next wake up occurrence.

js	function get_nextOccurence ()
c++	s64 get_nextOccurence ()
m	-(s64) nextOccurence
pas	function get_nextOccurence (): int64
vb	function get_nextOccurence () As Long
cs	long get_nextOccurence ()
java	long get_nextOccurence ()
uwp	async Task<long> get_nextOccurence ()
py	get_nextOccurence ()
php	function get_nextOccurence ()
es	async get_nextOccurence ()
cmd	YWakeUpSchedule target get_nextOccurence

Returns :

an integer corresponding to the date/time (seconds) of the next wake up occurrence

On failure, throws an exception or returns Y_NEXT_OCCURENCE_INVALID.

wakeupschedule→get_serialNumber()**YWakeUpSchedule****wakeupschedule→serialNumber()**

Returns the serial number of the module, as set by the factory.

js	function get_serialNumber ()
cpp	string get_serialNumber ()
m	-(NSString*) serialNumber
pas	function get_serialNumber (): string
vb	function get_serialNumber () As String
cs	string get_serialNumber ()
java	String get_serialNumber ()
uwp	async Task<string> get_serialNumber ()
py	get_serialNumber ()
php	function get_serialNumber ()
es	async get_serialNumber ()
cmd	YWakeUpSchedule target get_serialNumber

Returns :

a string corresponding to the serial number of the module, as set by the factory.

On failure, throws an exception or returns YModule.SERIALNUMBER_INVALID.

wakeupschedule→**get_userData()****YWakeUpSchedule****wakeupschedule**→**userData()**

Returns the value of the userData attribute, as previously stored using method `set_userData`.

js	function get_userData ()
cpp	void * get_userData ()
m	-(id) userData
pas	function get_userData (): Tobject
vb	function get_userData () As Object
cs	object get_userData ()
java	Object get_userData ()
py	get_userData ()
php	function get_userData ()
es	async get_userData ()

This attribute is never touched directly by the API, and is at disposal of the caller to store a context.

Returns :

the object stored previously by the caller.

wakeupschedule→get_weekDays()**YWakeUpSchedule****wakeupschedule→weekDays()**

Returns the days of the week scheduled for wake up.

js	function get_weekDays ()
cpp	int get_weekDays ()
m	-(int) weekDays
pas	function get_weekDays (): LongInt
vb	function get_weekDays () As Integer
cs	int get_weekDays ()
java	int get_weekDays ()
uwp	async Task<int> get_weekDays ()
py	get_weekDays ()
php	function get_weekDays ()
es	async get_weekDays ()
cmd	YWakeUpSchedule target get_weekDays

Returns :

an integer corresponding to the days of the week scheduled for wake up

On failure, throws an exception or returns Y_WEEKDAYS_INVALID.

wakeupschedule→**isOnline()****YWakeUpSchedule**

Checks if the wake up schedule is currently reachable, without raising any error.

js	function isOnline ()
cpp	bool isOnline ()
m	-(BOOL) isOnline
pas	function isOnline (): boolean
vb	function isOnline () As Boolean
cs	bool isOnline ()
java	boolean isOnline ()
py	isOnline ()
php	function isOnline ()
es	async isOnline ()

If there is a cached value for the wake up schedule in cache, that has not yet expired, the device is considered reachable. No exception is raised if there is an error while trying to contact the device hosting the wake up schedule.

Returns :

true if the wake up schedule can be reached, and false otherwise

wakeupschedule→isOnline_async()**YWakeUpSchedule**

Checks if the wake up schedule is currently reachable, without raising any error (asynchronous version).

```
js function isOnline_async( callback, context)
```

If there is a cached value for the wake up schedule in cache, that has not yet expired, the device is considered reachable. No exception is raised if there is an error while trying to contact the device hosting the requested function.

This asynchronous version exists only in Javascript. It uses a callback instead of a return value in order to avoid blocking the Javascript virtual machine.

Parameters :

- callback** callback function that is invoked when the result is known. The callback function receives three arguments: the caller-specific context object, the receiving function object and the boolean result
- context** caller-specific object that is passed as-is to the callback function

Returns :

nothing : the result is provided to the callback.

wakeupschedule→**isReadOnly()****YWakeUpSchedule**

Test if the function is readOnly.

cpp	<code>bool isReadOnly()</code>
m	<code>-(bool) isReadOnly</code>
pas	<code>function isReadOnly(): boolean</code>
vb	<code>function isReadOnly() As Boolean</code>
cs	<code>bool isReadOnly()</code>
java	<code>boolean isReadOnly()</code>
uwp	<code>async Task<bool> isReadOnly()</code>
py	<code>isReadOnly()</code>
php	<code>function isReadOnly()</code>
es	<code>async isReadOnly()</code>
cmd	<code>YWakeUpSchedule target isReadOnly</code>

Return `true` if the function is write protected or that the function is not available.

Returns :

`true` if the function is readOnly or not online.

wakeupschedule→load()**YWakeUpSchedule**

Preloads the wake up schedule cache with a specified validity duration.

js	function load (msValidity)
cpp	YRETCODE load (int msValidity)
m	-(YRETCODE) load : (u64) msValidity
pas	function load (msValidity : u64): YRETCODE
vb	function load (ByVal msValidity As Long) As YRETCODE
cs	YRETCODE load (ulong msValidity)
java	int load (long msValidity)
py	load (msValidity)
php	function load (\$msValidity)
es	async load (msValidity)

By default, whenever accessing a device, all function attributes are kept in cache for the standard duration (5 ms). This method can be used to temporarily mark the cache as valid for a longer period, in order to reduce network traffic for instance.

Parameters :

msValidity an integer corresponding to the validity attributed to the loaded function parameters, in milliseconds

Returns :

YAPI_SUCCESS when the call succeeds.

On failure, throws an exception or returns a negative error code.

wakeupschedule→loadAttribute()**YWakeUpSchedule**

Returns the current value of a single function attribute, as a text string, as quickly as possible but without using the cached value.

js	function loadAttribute (attrName)
cpp	string loadAttribute (string attrName)
m	-(NSString*) loadAttribute : (NSString*) attrName
pas	function loadAttribute (attrName : string): string
vb	function loadAttribute () As String
cs	string loadAttribute (string attrName)
java	String loadAttribute (String attrName)
uwp	async Task<string> loadAttribute (string attrName)
py	loadAttribute (attrName)
php	function loadAttribute (\$ attrName)
es	async loadAttribute (attrName)

Parameters :

attrName the name of the requested attribute

Returns :

a string with the value of the the attribute

On failure, throws an exception or returns an empty string.

wakeupschedule→load_async()**YWakeUpSchedule**

Preloads the wake up schedule cache with a specified validity duration (asynchronous version).

```
js function load_async( msValidity, callback, context)
```

By default, whenever accessing a device, all function attributes are kept in cache for the standard duration (5 ms). This method can be used to temporarily mark the cache as valid for a longer period, in order to reduce network traffic for instance.

This asynchronous version exists only in JavaScript. It uses a callback instead of a return value in order to avoid blocking the JavaScript virtual machine.

Parameters :

- msValidity** an integer corresponding to the validity of the loaded function parameters, in milliseconds
- callback** callback function that is invoked when the result is known. The callback function receives three arguments: the caller-specific context object, the receiving function object and the error code (or YAPI_SUCCESS)
- context** caller-specific object that is passed as-is to the callback function

Returns :

nothing : the result is provided to the callback.

wakeupschedule→muteValueCallbacks()**YWakeUpSchedule**

Disables the propagation of every new advertised value to the parent hub.

js	function muteValueCallbacks ()
c++	int muteValueCallbacks ()
m	-(int) muteValueCallbacks
pas	function muteValueCallbacks (): LongInt
vb	function muteValueCallbacks () As Integer
cs	int muteValueCallbacks ()
java	int muteValueCallbacks ()
uwp	async Task<int> muteValueCallbacks ()
py	muteValueCallbacks ()
php	function muteValueCallbacks ()
es	async muteValueCallbacks ()
cmd	YWakeUpSchedule target muteValueCallbacks

You can use this function to save bandwidth and CPU on computers with limited resources, or to prevent unwanted invocations of the HTTP callback. Remember to call the `saveToFlash()` method of the module if the modification must be kept.

Returns :

YAPI_SUCCESS when the call succeeds.

On failure, throws an exception or returns a negative error code.

wakeupschedule→nextWakeUpSchedule()**YWakeUpSchedule**

Continues the enumeration of wake up schedules started using `yFirstWakeUpSchedule()`.

js	function nextWakeUpSchedule ()
cpp	YWakeUpSchedule * nextWakeUpSchedule ()
m	-(YWakeUpSchedule*) nextWakeUpSchedule
pas	function nextWakeUpSchedule (): TYWakeUpSchedule
vb	function nextWakeUpSchedule () As YWakeUpSchedule
cs	YWakeUpSchedule nextWakeUpSchedule ()
java	YWakeUpSchedule nextWakeUpSchedule ()
uwp	YWakeUpSchedule nextWakeUpSchedule ()
py	nextWakeUpSchedule ()
php	function nextWakeUpSchedule ()
es	nextWakeUpSchedule ()

Caution: You can't make any assumption about the returned wake up schedules order. If you want to find a specific a wake up schedule, use `WakeUpSchedule.findWakeUpSchedule()` and a `hardwareID` or a logical name.

Returns :

a pointer to a `YWakeUpSchedule` object, corresponding to a wake up schedule currently online, or a `null` pointer if there are no more wake up schedules to enumerate.

wakeupschedule→registerValueCallback()**YWakeUpSchedule**

Registers the callback function that is invoked on every change of advertised value.

js	<code>function registerValueCallback(callback)</code>
cpp	<code>int registerValueCallback(YWakeUpScheduleValueCallback callback)</code>
m	<code>-(int) registerValueCallback : (YWakeUpScheduleValueCallback) callback</code>
pas	<code>function registerValueCallback(callback: TYWakeUpScheduleValueCallback): LongInt</code>
vb	<code>function registerValueCallback() As Integer</code>
cs	<code>int registerValueCallback(ValueCallback callback)</code>
java	<code>int registerValueCallback(UpdateCallback callback)</code>
uwp	<code>async Task<int> registerValueCallback(ValueCallback callback)</code>
py	<code>registerValueCallback(callback)</code>
php	<code>function registerValueCallback(\$callback)</code>
es	<code>async registerValueCallback(callback)</code>

The callback is invoked only during the execution of `ySleep` or `yHandleEvents`. This provides control over the time when the callback is triggered. For good responsiveness, remember to call one of these two functions periodically. To unregister a callback, pass a null pointer as argument.

Parameters :

callback the callback function to call, or a null pointer. The callback function should take two arguments: the function object of which the value has changed, and the character string describing the new advertised value.

wakeupschedule→set_hours()**YWakeUpSchedule****wakeupschedule→setHours()**

Changes the hours when a wake up must take place.

js	function set_hours (newval)
cpp	int set_hours (int newval)
m	-(int) setHours : (int) newval
pas	function set_hours (newval : LongInt): integer
vb	function set_hours (ByVal newval As Integer) As Integer
cs	int set_hours (int newval)
java	int set_hours (int newval)
uwp	async Task<int> set_hours (int newval)
py	set_hours (newval)
php	function set_hours (\$ newval)
es	async set_hours (newval)
cmd	YWakeUpSchedule target set_hours newval

Remember to call the `saveToFlash()` method of the module if the modification must be kept.

Parameters :

newval an integer corresponding to the hours when a wake up must take place

Returns :

YAPI_SUCCESS if the call succeeds.

On failure, throws an exception or returns a negative error code.

wakeupschedule→set_logicalName()**YWakeUpSchedule****wakeupschedule→setLogicalName()**

Changes the logical name of the wake up schedule.

js	function set_logicalName (newval)
cpp	int set_logicalName (const string& newval)
m	-(int) setLogicalName : (NSString*) newval
pas	function set_logicalName (newval : string): integer
vb	function set_logicalName (ByVal newval As String) As Integer
cs	int set_logicalName (string newval)
java	int set_logicalName (String newval)
uwp	async Task<int> set_logicalName (string newval)
py	set_logicalName (newval)
php	function set_logicalName (\$newval)
es	async set_logicalName (newval)
cmd	YWakeUpSchedule target set_logicalName newval

You can use `yCheckLogicalName()` prior to this call to make sure that your parameter is valid. Remember to call the `saveToFlash()` method of the module if the modification must be kept.

Parameters :

newval a string corresponding to the logical name of the wake up schedule.

Returns :

YAPI_SUCCESS if the call succeeds.

On failure, throws an exception or returns a negative error code.

wakeupschedule→set_minutes()**YWakeUpSchedule****wakeupschedule→setMinutes()**

Changes all the minutes where a wake up must take place.

js	function set_minutes (bitmap)
cpp	int set_minutes (s64 bitmap)
m	-(int) setMinutes : (s64) bitmap
pas	function set_minutes (bitmap : int64): LongInt
vb	function set_minutes () As Integer
cs	int set_minutes (long bitmap)
java	int set_minutes (long bitmap)
uwp	async Task<int> set_minutes (long bitmap)
py	set_minutes (bitmap)
php	function set_minutes (\$bitmap)
es	async set_minutes (bitmap)
cmd	YWakeUpSchedule target set_minutes bitmap

Parameters :

bitmap Minutes 00-59 of each hour scheduled for wake up.

Returns :

YAPI_SUCCESS if the call succeeds.

On failure, throws an exception or returns a negative error code.

wakeupschedule→set_minutesA()**YWakeUpSchedule****wakeupschedule→setMinutesA()**

Changes the minutes in the 00-29 interval when a wake up must take place.

js	function set_minutesA (newval)
c++	int set_minutesA (int newval)
m	-(int) setMinutesA : (int) newval
pas	function set_minutesA (newval : LongInt): integer
vb	function set_minutesA (ByVal newval As Integer) As Integer
cs	int set_minutesA (int newval)
java	int set_minutesA (int newval)
uwp	async Task<int> set_minutesA (int newval)
py	set_minutesA (newval)
php	function set_minutesA (\$newval)
es	async set_minutesA (newval)
cmd	YWakeUpSchedule target set_minutesA newval

Remember to call the `saveToFlash()` method of the module if the modification must be kept.

Parameters :

newval an integer corresponding to the minutes in the 00-29 interval when a wake up must take place

Returns :

YAPI_SUCCESS if the call succeeds.

On failure, throws an exception or returns a negative error code.

wakeupschedule→set_minutesB()**YWakeUpSchedule****wakeupschedule→setMinutesB()**

Changes the minutes in the 30-59 interval when a wake up must take place.

js	function set_minutesB (newval)
cpp	int set_minutesB (int newval)
m	-(int) setMinutesB : (int) newval
pas	function set_minutesB (newval : LongInt): integer
vb	function set_minutesB (ByVal newval As Integer) As Integer
cs	int set_minutesB (int newval)
java	int set_minutesB (int newval)
uwp	async Task<int> set_minutesB (int newval)
py	set_minutesB (newval)
php	function set_minutesB (\$newval)
es	async set_minutesB (newval)
cmd	YWakeUpSchedule target set_minutesB newval

Remember to call the `saveToFlash()` method of the module if the modification must be kept.

Parameters :

newval an integer corresponding to the minutes in the 30-59 interval when a wake up must take place

Returns :

YAPI_SUCCESS if the call succeeds.

On failure, throws an exception or returns a negative error code.

wakeupschedule→set_monthDays()**YWakeUpSchedule****wakeupschedule→setMonthDays()**

Changes the days of the month when a wake up must take place.

js	function set_monthDays (newval)
cpp	int set_monthDays (int newval)
m	-(int) setMonthDays : (int) newval
pas	function set_monthDays (newval : LongInt): integer
vb	function set_monthDays (ByVal newval As Integer) As Integer
cs	int set_monthDays (int newval)
java	int set_monthDays (int newval)
uwp	async Task<int> set_monthDays (int newval)
py	set_monthDays (newval)
php	function set_monthDays (\$newval)
es	async set_monthDays (newval)
cmd	YWakeUpSchedule target set_monthDays newval

Remember to call the `saveToFlash()` method of the module if the modification must be kept.

Parameters :

newval an integer corresponding to the days of the month when a wake up must take place

Returns :

YAPI_SUCCESS if the call succeeds.

On failure, throws an exception or returns a negative error code.

wakeupschedule→set_months()**YWakeUpSchedule****wakeupschedule→setMonths()**

Changes the months when a wake up must take place.

js	function set_months (newval)
cpp	int set_months (int newval)
m	-(int) setMonths : (int) newval
pas	function set_months (newval : LongInt): integer
vb	function set_months (ByVal newval As Integer) As Integer
cs	int set_months (int newval)
java	int set_months (int newval)
uwp	async Task<int> set_months (int newval)
py	set_months (newval)
php	function set_months (\$newval)
es	async set_months (newval)
cmd	YWakeUpSchedule target set_months newval

Remember to call the `saveToFlash()` method of the module if the modification must be kept.

Parameters :

newval an integer corresponding to the months when a wake up must take place

Returns :

YAPI_SUCCESS if the call succeeds.

On failure, throws an exception or returns a negative error code.

wakeupschedule→set_userData()**YWakeUpSchedule****wakeupschedule→setUserData()**

Stores a user context provided as argument in the userData attribute of the function.

js	function set_userData (data)
cpp	void set_userData (void* data)
m	-(void) setUserData : (id) data
pas	procedure set_userData (data : Tobject)
vb	procedure set_userData (ByVal data As Object)
cs	void set_userData (object data)
java	void set_userData (Object data)
py	set_userData (data)
php	function set_userData (\$data)
es	async set_userData (data)

This attribute is never touched by the API, and is at disposal of the caller to store a context.

Parameters :

data any kind of object to be stored

wakeupschedule→set_weekDays()**YWakeUpSchedule****wakeupschedule→setWeekDays()**

Changes the days of the week when a wake up must take place.

js	function set_weekDays (newval)
cpp	int set_weekDays (int newval)
m	-(int) setWeekDays : (int) newval
pas	function set_weekDays (newval : LongInt): integer
vb	function set_weekDays (ByVal newval As Integer) As Integer
cs	int set_weekDays (int newval)
java	int set_weekDays (int newval)
uwp	async Task<int> set_weekDays (int newval)
py	set_weekDays (newval)
php	function set_weekDays (\$newval)
es	async set_weekDays (newval)
cmd	YWakeUpSchedule target set_weekDays newval

Remember to call the `saveToFlash()` method of the module if the modification must be kept.

Parameters :

newval an integer corresponding to the days of the week when a wake up must take place

Returns :

YAPI_SUCCESS if the call succeeds.

On failure, throws an exception or returns a negative error code.

wakeupschedule→unmuteValueCallbacks()**YWakeUpSchedule**

Re-enables the propagation of every new advertised value to the parent hub.

js	function unmuteValueCallbacks ()
cpp	int unmuteValueCallbacks ()
m	-(int) unmuteValueCallbacks
pas	function unmuteValueCallbacks (): LongInt
vb	function unmuteValueCallbacks () As Integer
cs	int unmuteValueCallbacks ()
java	int unmuteValueCallbacks ()
uwp	async Task<int> unmuteValueCallbacks ()
py	unmuteValueCallbacks ()
php	function unmuteValueCallbacks ()
es	async unmuteValueCallbacks ()
cmd	YWakeUpSchedule target unmuteValueCallbacks

This function reverts the effect of a previous call to `muteValueCallbacks()`. Remember to call the `saveToFlash()` method of the module if the modification must be kept.

Returns :

YAPI_SUCCESS when the call succeeds.

On failure, throws an exception or returns a negative error code.

wakeupschedule→wait_async()**YWakeUpSchedule**

Waits for all pending asynchronous commands on the module to complete, and invoke the user-provided callback function.

```
js function wait_async( callback, context)
```

```
es wait_async( callback, context)
```

The callback function can therefore freely issue synchronous or asynchronous commands, without risking to block the JavaScript VM.

Parameters :

callback callback function that is invoked when all pending commands on the module are completed. The callback function receives two arguments: the caller-specific context object and the receiving function object.

context caller-specific object that is passed as-is to the callback function

Returns :

nothing.

12. Troubleshooting

12.1. Where to start?

If it is the first time that you use a Yoctopuce module and you do not really know where to start, have a look at the Yoctopuce blog. There is a section dedicated to beginners ¹.

12.2. Programming examples don't seem to work

Most of Yoctopuce API programming examples are command line programs and require some parameters to work properly. You have to start them from your operating system command prompt, or configure your IDE to run them with the proper parameters. ².

12.3. Linux and USB

To work correctly under Linux, the the library needs to have write access to all the Yoctopuce USB peripherals. However, by default under Linux, USB privileges of the non-root users are limited to read access. To avoid having to run the *VirtualHub* as root, you need to create a new *udev* rule to authorize one or several users to have write access to the Yoctopuce peripherals.

To add a new *udev* rule to your installation, you must add a file with a name following the "`##-arbitraryName.rules`" format, in the `/etc/udev/rules.d` directory. When the system is starting, *udev* reads all the files with a `.rules` extension in this directory, respecting the alphabetical order (for example, the `"51-custom.rules"` file is interpreted AFTER the `"50-udev-default.rules"` file).

The `"50-udev-default"` file contains the system default *udev* rules. To modify the default behavior, you therefore need to create a file with a name that starts with a number larger than 50, that will override the system default rules. Note that to add a rule, you need a root access on the system.

In the `udev_conf` directory of the *VirtualHub* for Linux³ archive, there are two rule examples which you can use as a basis.

¹ see: http://www.yoctopuce.com/EN/blog_by_categories/for-the-beginners

² see: <http://www.yoctopuce.com/EN/article/about-programming-examples>

³ <http://www.yoctopuce.com/FR/virtualhub.php>

Example 1: 51-yoctopuce.rules

This rule provides all the users with read and write access to the Yoctopuce USB peripherals. Access rights for all other peripherals are not modified. If this scenario suits you, you only need to copy the "51-yoctopuce_all.rules" file into the "/etc/udev/rules.d" directory and to restart your system.

```
# udev rules to allow write access to all users
# for Yoctopuce USB devices
SUBSYSTEM=="usb", ATTR{idVendor}=="24e0", MODE="0666"
```

Example 2: 51-yoctopuce_group.rules

This rule authorizes the "yoctogroup" group to have read and write access to Yoctopuce USB peripherals. Access rights for all other peripherals are not modified. If this scenario suits you, you only need to copy the "51-yoctopuce_group.rules" file into the "/etc/udev/rules.d" directory and restart your system.

```
# udev rules to allow write access to all users of "yoctogroup"
# for Yoctopuce USB devices
SUBSYSTEM=="usb", ATTR{idVendor}=="24e0", MODE="0664", GROUP="yoctogroup"
```

12.4. ARM Platforms: HF and EL

There are two main flavors of executable on ARM: HF (Hard Float) binaries, and EL (EABI Little Endian) binaries. These two families are not compatible at all. The compatibility of a given ARM platform with one of these two families depends on the hardware and on the OS build. ArmHL and ArmEL compatibility problems are quite difficult to detect. Most of the time, the OS itself is unable to make a difference between an HF and an EL executable and will return meaningless messages when you try to use the wrong type of binary.

All pre-compiled Yoctopuce binaries are provided in both formats, as two separate ArmHF et ArmEL executables. If you do not know what family your ARM platform belongs to, just try one executable from each family.

12.5. Powered module but invisible for the OS

If your YoctoHub-Wireless-g is connected by USB, if its blue led is on, but if the operating system cannot see the module, check that you are using a true USB cable with data wires, and not a charging cable. Charging cables have only power wires.

12.6. Another process named xxx is already using yAPI

If when initializing the Yoctopuce API, you obtain the *"Another process named xxx is already using yAPI"* error message, it means that another application is already using Yoctopuce USB modules. On a single machine only one process can access Yoctopuce modules by USB at a time. You can easily work around this limitation by using a VirtualHub and the network mode ⁴.

12.7. Disconnections, erratic behavior

If your YoctoHub-Wireless-g behaves erratically and/or disconnects itself from the USB bus without apparent reason, check that it is correctly powered. Avoid cables with a length above 2 meters. If needed, insert a powered USB hub ^{5 6}.

⁴ see: <http://www.yoctopuce.com/EN/article/error-message-another-process-is-already-using-yapi>

⁵ see: <http://www.yoctopuce.com/EN/article/usb-cables-size-matters>

⁶ see: <http://www.yoctopuce.com/EN/article/how-many-usb-devices-can-you-connect>

12.8. Can't connect sub devices by USB

The point of the YoctoHub-Wireless-g is to provide network access to connected sub-devices, it does not behave like a common USB hub. The YoctoHub-Wireless-g's USB port is just meant for power and Hub configuration. Access to sub device is only possible through a network connection.

12.9. Damaged device

Yoctopuce strives to reduce the production of electronic waste. If you believe that your YoctoHub-Wireless-g is not working anymore, start by contacting Yoctopuce support by e-mail to diagnose the failure. Even if you know that the device was damaged by mistake, Yoctopuce engineers might be able to repair it, and thus avoid creating electronic waste.



Waste Electrical and Electronic Equipment (WEEE) If you really want to get rid of your YoctoHub-Wireless-g, do not throw it away in a trash bin but bring it to your local WEEE recycling point. In this way, it will be disposed properly by a specialized WEEE recycling center.



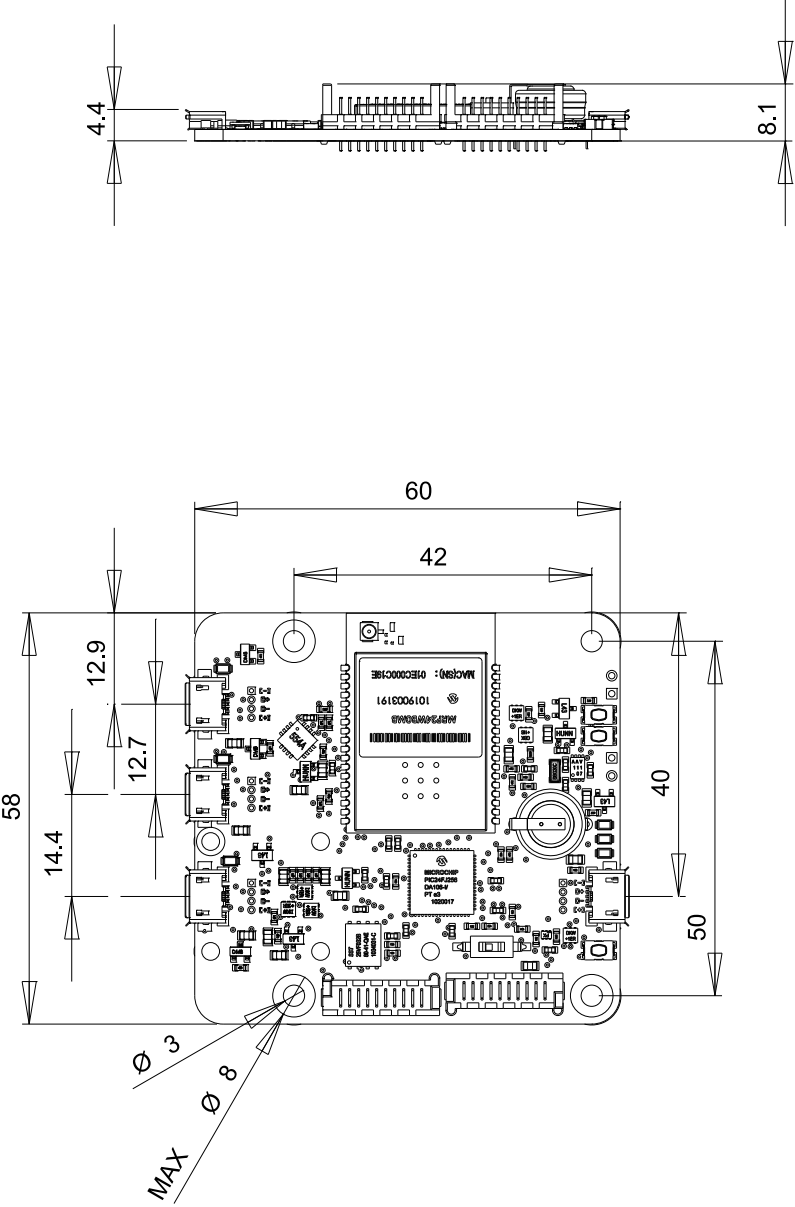
13. Characteristics

You can find below a summary of the main technical characteristics of your YoctoHub-Wireless-g module.

Product ID	YHUBWLN3
Hardware release [†]	Rev. C
USB connector	micro-B
Thickness	8.1 mm
Width	58 mm
Length	60 mm
Weight	34 g
IEC protection class	class III
Normal operating temperature	5...40 °C
Extended operating temperature [‡]	-30...85 °C
USB consumption	160 mA
RoHS compliance	RoHS III (2011/65/UE+2015/863)
USB Vendor ID	0x24E0
USB Device ID	0x0046
Suggested enclosure	YoctoBox-HubWlan-Transp
Harmonized tariff code	8542.3190
Made in	Switzerland

[†] These specifications are for the current hardware revision. Specifications for earlier revisions may differ.

[‡] The extended temperature range is defined based on components specifications and has been tested during a limited duration (1h). When using the device in harsh environments for a long period of time, we strongly advise to run extensive tests before going to production.



All dimensions are in mm
Toutes les dimensions sont en mm

YoctoHub-Wireless

A4

Scale
1:1
Echelle